CE Test Report

Equipment	:	**Sterling-LWB5+ 802.11a/b/g/n/ac Module with Bluetooth 5.2**
Model No.	:	**Sterling LWB5+**
Brand Name	:	**Laird Connectivity**
Applicant	:	**Laird Connectivity**
Address	:	**W66N220 Commerce Court, Cedarburg, WI 53012 United States Of America**
Standard	:	**EN 300 440 V2.1.1 (2017-03)**
Received Date	:	**Jun. 11, 2020**
Tested Date	:	**Aug. 14~ Aug. 20, 2020**

We, International Certification Corporation, would like to declare that the tested sample has been evaluated and in compliance with the requirement of the above standards. The test results contained in this report refer exclusively to the product. It shall not be reproduced except in full without the written approval of our laboratory.

Reviewed by: **Approved by:**

Alex Huang

Alex Huang / Supervisor **Gary Chang / Manager**

Table of Contents

1 GENERAL DESCRIPTION 5

1.1 Information 5
1.2 Local Support Equipment List 8
1.3 Test Setup Chart 8
1.4 Test Equipment and Calibration Data 10
1.5 Testing Applied Standards 11
1.6 Deviation from Test Standard and Measurement Procedure 11
1.7 Measurement Uncertainty 11

2 TEST CONFIGURATION 12

2.1 Testing Facility 12
2.2 The Worst Test Modes and Channel Details 12

3 TRANSMITTER TEST RESULTS 14

3.1 Equivalent Isotropically Radiated Power (e.i.r.p.) 14
3.2 Permitted Range of Operating Frequencies 26
3.3 Transmitter Unwanted Emissions in the Spurious Domain 36

4 RECEIVER TEST RESULTS 129

4.1 Receiver Spurious Emissions 129
4.2 Adjacent Channel Selectivity 222
4.3 Receiver Blocking 225

5 PHOTOGRAPHS OF THE TEST CONFIGURATION 228

6 TEST LABORATORY INFORMATION 233

Release Record

Report No.	Version	Description	Issued Date
EQ061103-12	Rev. 01	Initial issue	Jun. 06, 2024

Summary of Test Results

Ref. Std. Clause	Test Items	Measured	Result
4.2.2	Equivalent Isotropically Radiated Power	13.22 dBm	Pass
4.2.3	Permitted Range of Operating Frequencies	Meet the requirement of limit.	Pass
4.2.4	Unwanted Emissions in the Spurious Domain	Meet the requirement of limit.	Pass
4.2.5.4	Duty Cycle	w/o test (No Restriction)	N/A
4.2.6	Additional Requirements for FHSS Equipment	N/A	N/A
4.3.3	Adjacent Channel Selectivity	Meet the requirement of limit.	Pass
4.3.4	Blocking or Desensitization	Meet the requirement of limit.	Pass
4.3.5	Receiver Spurious Radiation	Meet the requirement of limit.	Pass
4.4	Spectrum Access Techniques	N/A	N/A
4.6.4	GBSAR Antenna Pattern	N/A	N/A
ANNEX F	Limits for GBSAR	N/A	N/A

Note: N/A means not applicable.

Declaration of Conformity:
The test results with all measurement uncertainty excluded are presented in accordance with the regulation limits or requirements declared by manufacturers.
Comments and Explanations:
The declared of product specification for EUT presented in the report are provided by the manufacturer, and the manufacturer takes all the responsibilities for the accuracy of product specification.

1 General Description

1.1 Information

This report is issued as a duplicate report to the original ICC report no. EQ061103. The modification is changing product name.

1.1.1 Product Details

The device has 5 configurations as below:

Brand name	Model Name	Product Name	Part Number	Description
Laird Connectivity	Sterling LWB5+	Sterling-LWB5+ 802.11a/b/g/n/ac Module with Bluetooth 5.2	453-00045	Chip Antenna
Laird Connectivity	Sterling LWB5+	Sterling-LWB5+ 802.11a/b/g/n/ac Module with Bluetooth 5.2	453-00046	MHF4 Connector
Laird Connectivity	Sterling LWB5+	Sterling-LWB5+ 802.11a/b/g/n/ac Module with Bluetooth 5.2	453-00047	RF Trace Pin
Laird Connectivity	Sterling LWB5+	Sterling-LWB5+ 802.11a/b/g/n/ac Module with Bluetooth 5.2	453-00048	M.2 PCI-E Card w/SDIO and UART Interface
Laird Connectivity	Sterling LWB5+	Sterling-LWB5+ 802.11a/b/g/n/ac Module with Bluetooth 5.2	453-00049	M.2 PCI-E Card w/USB and USB Interface
✦ Part Number: 453-00046 was selected as a representative one for the final test				

1.1.2 Specification of the Equipment under Test (EUT)

RF General Information					
Frequency Range (MHz)	IEEE Std. 802.11	Ch. Freq. (MHz)	Channel Number	Transmit Chains (N_{TX})	Data Rate / MCS
5725-5850	a	5745-5825	149-165 [5]	1	6-54 Mbps
5725-5850	n (HT20)	5745-5825	149-165 [5]	1	MCS 0-7
5725-5850	n (HT40)	5755-5795	151-159 [2]	1	MCS 0-7
5725-5850	ac (VHT20)	5745-5825	149-165 [5]	1	MCS 0-9
5725-5850	ac (VHT40)	5755-5795	151-159 [2]	1	MCS 0-9
5725-5850	ac (VHT80)	5775	155 [1]	1	MCS 0-9
Note: 802.11a/n/ac uses a combination of OFDM-BPSK, QPSK, 16QAM, 64QAM modulation.					

1.1.3 Antenna Details

Ant. No.	Manufacturer	Model	Laird Part Number	Type	Connector	Antenna Gain (dBi)
1	Laird	2.4/5.5 GHz Dipole Antenna	001-0009	Dipole	RP-SMA	2
2	Laird	FlexPIFA	001-0021	PIFA	IPEX MHF4L	3
3	Laird	Mini NanoBlade Flex	EMF2449A1-10MH4L	PCB Dipole	IPEX MHF4L	3.38
4	Laird	Nanoblade	ENB2449A1-10MH4L	PCB Dipole	IPEX MHF4L	4
5	ACX	AD1608-A2455AAT/LF	NA	Chip Antenna	N/A	4

1.1.4 EUT Operational Condition

Power Type	3.3 Vdc		
SW Version	001.001.025.0071.0000		
Operational Voltage	☒ Vnom (3.3 V)	☒ Vmax (4.8 V)	☒ Vmin (3.13 V)
Operational Climatic	☒ Tnom (20°C)	☒ Tmax (85°C)	☒ Tmin (-40°C)

1.1.5 Accessories

N/A

1.1.6 Receiver Category

Receiver Category		Risk Assessment Of Receiver Performance
☒	1	Highly reliable SRD communication media; e.g. serving human life inherent systems (may result in a physical risk to a person).
☐	2	Medium reliable SRD communication media e.g. causing Inconvenience to persons, which cannot simply be overcome by other means.
☐	3	Standard reliable SRD communication media e.g. Inconvenience to persons, which can simply be overcome by other means (e.g. manual).

1.1.7 Channel List

Frequency band (MHz)		5725~5850	
802.11 a / n HT20 / ac VHT20		802.11n HT40 / ac VHT40	
Channel	Frequency(MHz)	Channel	Frequency(MHz)
149	5745	151	5755
153	5765	159	5795
157	5785	802.11ac VHT80	
161	5805	155	5775
165	5825	---	---

1.1.8 Test Tool and Duty Cycle

Test Tool	TeraTerm, Version :4.103	
Modulation Mode	Duty Cycle Of Test Signal (%)	Duty Factor (dB)
a	97.85%	0.09
ac (VHT20)	97.65%	0.10
ac (VHT40)	94.20%	0.26
ac (VHT80)	88.50%	0.53

1.1.9 Power Index of Test Tool

Modulation Mode	Test Frequency (MHz)					
	a / VHT20			VHT40		VHT80
	5745	5785	5825	5755	5795	5775
a	40	40	40	---	---	---
ac (VHT20)	40	40	40	---	---	---
ac (VHT40)	---	---	---	40	40	---
ac (VHT80)	---	---	--	---	---	40

1.2 Local Support Equipment List

Support Equipment List					
No.	**Equipment**	**Brand**	**Model**	**S/N**	**Remarks**
1	Adapter	T.E POWER SUPPLY	MU12AY120100-A1	---	Provided by applicant.
2	Carrier Board	Laird	LWB5+,M.2	---	Provided by applicant.
3	Carrier Board	Laird	DVK-LWB5+	---	Provided by applicant.

1.3 Test Setup Chart

Test Setup Diagram (Radiated _ Part Number: 453-00046)

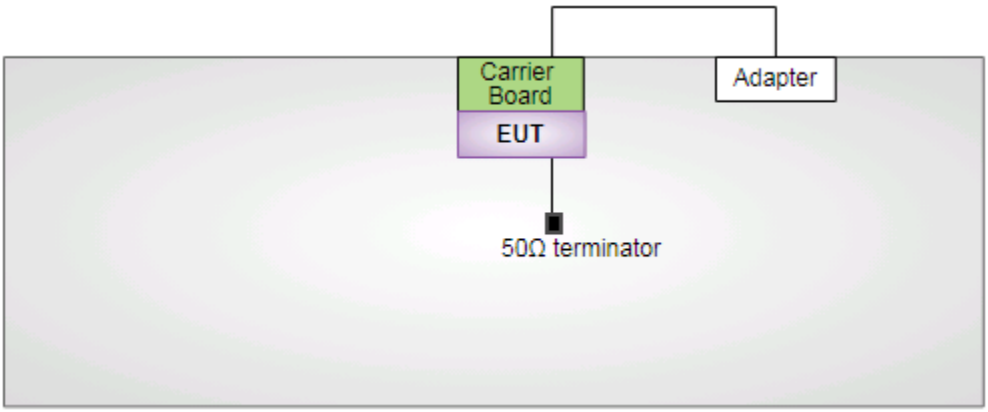

Test Setup Diagram (Radiated _ Part Number: 453-00048)

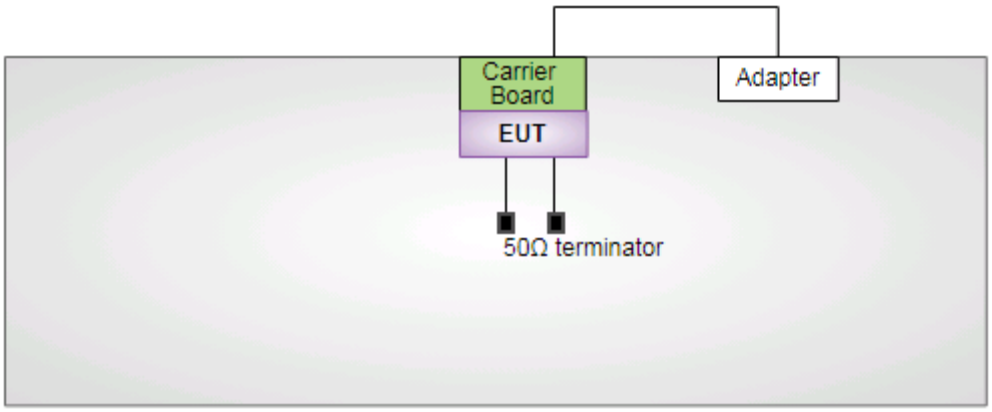

Test Setup Diagram (Radiated _ Part Number: 453-00049)

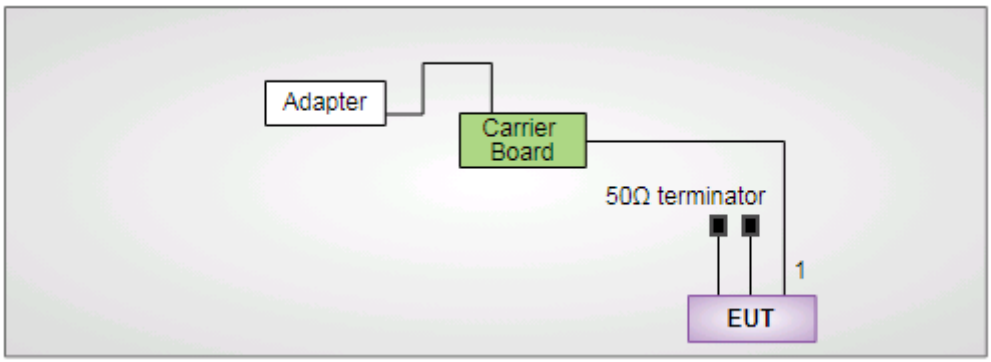

No.	Signal cable / Length (m)
1	USB, 0.5m shielded.

Test Setup Diagram (Conducted)

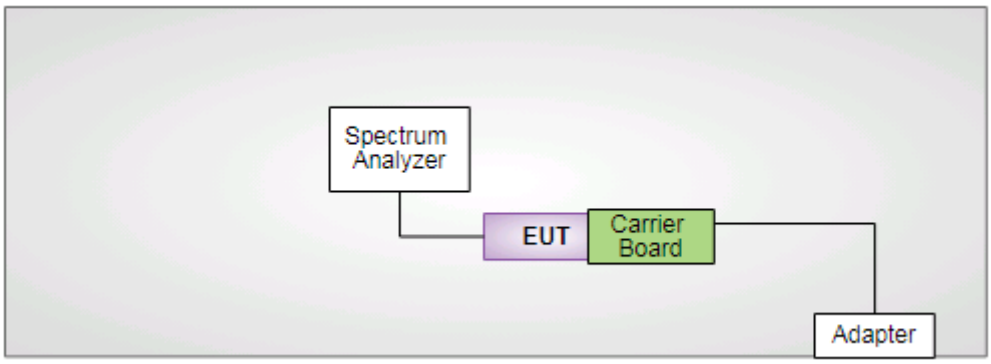

1.4 Test Equipment and Calibration Data

Test Item	Radiated Emissions				
Test Site	Fully-anechoic chamber 2 / (05CH02-WS)				
Test Date	Aug. 14 ~ Aug. 17, 2020				
Instrument	**Manufacturer**	**Model No.**	**Serial No.**	**Calibration Date**	**Calibration Until**
Spectrum Analyzer	Agilent	N9010A	MY52221474	Oct. 17, 2019	Oct. 16, 2020
Bilog Antenna 30-1000MHz	SCHWARZBECK	VULB9168	9168-563	Jan. 04, 2020	Jan. 03, 2021
Horn Antenna 1G-18G	SCHWARZBECK	BBHA 9120 D	9120D-1205	Jan. 20, 2020	Jan. 19, 2021
Horn Antenna 18G-40G	SCHWARZBECK	BBHA 9170	BBHA 9170508	Dec. 25, 2019	Dec. 24, 2020
Preamplifier	Agilent	83017A	MY53270013	Jan. 10, 2020	Jan. 09, 2021
Preamplifier	EMC	EMC02325	980188	Dec. 17, 2019	Dec. 16, 2020
Preamplifier	EMC	EMC184045B	980192	Jul. 21, 2020	Jul. 20, 2021
RF cable-1M	HUBER+SUHNER	SUCOFLEX104	MY22622/4	Oct. 15, 2019	Oct. 14, 2020
RF cable-1M	HUBER+SUHNER	SUCOFLEX104	MY22623/4	Oct. 15, 2019	Oct. 14, 2020
RF cable-3M	HUBER+SUHNER	SUCOFLEX104	MY22621/4	Oct. 15, 2019	Oct. 14, 2020
RF cable-4M	HUBER+SUHNER	SUCOFLEX104	MY32489/4	Oct. 15, 2019	Oct. 14, 2020
LF cable-0.8M	EMC	EMC8D-NM-NM-800	EMC8D-NM-NM-800-002	Oct. 15, 2019	Oct. 14, 2020
LF cable-3M	EMC	EMC8D-NM-NM-3000	131102	Oct. 15, 2019	Oct. 14, 2020
LF cable-10M	EMC	EMC8D-NM-NM-10000	131101	Oct. 15, 2019	Oct. 14, 2020
Measurement Software	AUDIX	e3	6.120210g	NA	NA
Note: Calibration Interval of instruments listed above is one year.					

Test Item	RF Conducted				
Test Site	(TH01-WS)				
Test Date	Aug. 20, 2020				
Instrument	**Manufacturer**	**Model No.**	**Serial No.**	**Calibration Date**	**Calibration Until**
Spectrum Analyzer	R&S	FSV40	101486	Feb. 10, 2020	Feb. 09, 2021
TEMP&HUMIDITY CHAMBER	GIANT FORCE	GCT-225-40-SP-SD	MAF1212-002	Dec. 12, 2019	Dec. 11, 2020
Power Sensor	Agilent	U2021XA	MY53480019	Feb. 10, 2020	Feb. 09, 2021
Power Sensor	Agilent	U2021XA	MY53510003	Feb. 10, 2020	Feb. 09, 2021
AC POWER SOURCE	APC	AFC-500W	F312060012	Dec. 02, 2019	Dec. 01, 2020
Combiner(1X2)	WOKEN	0120A02201801O	DOM2AEW1A23	Oct. 17, 2019	Oct. 16, 2020
Combiner(1X4)	WOKEN	4WAYDIV	0120A042011010	Oct. 16, 2019	Oct. 15, 2020
Measurement Software	Agilent	EN RF test	1.1501125	NA	NA
Note: Calibration Interval of instruments listed above is one year.					

Test Item	Receiver Blocking				
Test Site	(05CH02-WS)				
Test Date	Aug. 20, 2020				
Instrument	**Manufacturer**	**Model No.**	**Serial No.**	**Calibration Date**	**Calibration Until**
Wireless connectivity tester	ROHDE&SCHWARZ	CMW270	100856	Oct. 24, 2019	Oct. 23, 2020
Signal Generator	ROHDE&SCHWARZ	SMB100A	175727	Dec. 27, 2019	Dec. 26, 2020
RF Cable	HUBER+SUHNER	SUCOFLEX_104	500202/4	Oct. 16, 2019	Oct. 15, 2020
RF Cable	HUBER+SUHNER	SUCOFLEX_104	296088/4	Oct. 16, 2019	Oct. 15, 2020
RF Cable	HUBER+SUHNER	SUCOFLEX_104	329023/4	Oct. 16, 2019	Oct. 15, 2020
Combiner(1X2)	WOKEN	2WAYDIV	12101200003	Oct. 16, 2019	Oct. 15, 2020
Note: Calibration Interval of instruments listed above is one year.					

1.5 Testing Applied Standards

According to the specifications of the manufacturer, the EUT must comply with the requirements of the following standards:

EN 300 440 V2.1.1 (2017-03)

1.6 Deviation from Test Standard and Measurement Procedure

None

1.7 Measurement Uncertainty

The measurement uncertainties given below are based on a 95% confidence level (based on a coverage factor (k=2)).

Measurement Uncertainty		
Parameters	**Uncertainty**	**Limit**
Radio Frequency	±0.059 x 10^{-7}	±1 × 10^{-7}
RF power (conducted)	±0.685 dB	±2,5 dB
Radiated emission of transmitter, valid up to 40 GHz	±3.40 dB	±8 dB
Radiated emission of receiver, valid up to 40 GHz	±3.40 dB	±8 dB
Temperature	±0.4 °C	±1 °C
Humidity	±3.3 %	±5 %
Voltage (DC)	±0.15 %	±1 %
Voltage (AC, < 10kHz)	±0.15 %	±2 %

2 Test Configuration

2.1 Testing Facility

Test Laboratory	International Certification Corp.
Test Site	TH01-WS
Address of Test Site (Kwei Shan)	No. 3-1, Lane 6, Wen San 3rd St., Kwei Shan District, Tao Yuan City 333, Taiwan, R.O.C.
Test Site	05CH02-WS
Address of Test Site (Kwei Shan II)	No. 14-1, Lane 19, Wen San 3rd St., Kwei Shan District, Tao Yuan City 333, Taiwan, R.O.C.

2.2 The Worst Test Modes and Channel Details

Test item	Modulation Mode	Test Frequency (MHz)	Data Rate	Test Configuration
Equivalent Isotropic Radiated Power Permitted Range of Operating Frequencies	11a VHT20 VHT40 VHT80	5745 / 5785 / 5825 5745 / 5785 / 5825 5755 / 5795 5775	6 Mbps MCS 0 MCS 0 MCS 0	1, 2, 3, 4
Transmitter Conducted Spurious Emissions≤1GHz Receiver Conducted Spurious Emissions≤1GHz	11a VHT20 VHT40 VHT80	5745 / 5785 / 5825 5745 / 5785 / 5825 5755 / 5795 5775	6 Mbps MCS 0 MCS 0 MCS 0	1
Transmitter Radiated Spurious Emissions≤1GHz Receiver Radiated Spurious Emissions≤1GHz	11a VHT20 VHT40 VHT80	5745 / 5785 / 5825 5745 / 5785 / 5825 5755 / 5795 5775	6 Mbps MCS 0 MCS 0 MCS 0	1 Note3
Transmitter Conducted Spurious Emissions>1GHz Receiver Conducted Spurious Emissions>1GHz	11a VHT20 VHT40 VHT80	5745 / 5785 / 5825 5745 / 5785 / 5825 5755 / 5795 5775	6 Mbps MCS 0 MCS 0 MCS 0	1
Transmitter Radiated Spurious Emissions>1GHz Receiver Radiated Spurious Emissions>1GHz	11a VHT20 VHT40 VHT80	5745 / 5785 / 5825 5745 / 5785 / 5825 5755 / 5795 5775	6 Mbps MCS 0 MCS 0 MCS 0	1 Note3
Receiver Blocking Adjacent Channel Selectivity	11a	5745 / 5825	6 Mbps	1

NOTE:

1. The EUT was pretested with 3 orientations placed on the table for the radiated emission measurement – X, Y, and Z-plane. The **Z-plane** result was found as the worst case and was shown in this report.
2. Test configurations are as below
   Configuration 1: Part Number: 453-00046 with PCB Dipole Antenna
   Configuration 2: Part Number: 453-00046 with Chip Antenna
   Configuration 3: Part Number: 453-00046 with Dipole Antenna
   Configuration 4: Part Number: 453-00046 with PIFA Antenna
3. 50Ω terminator is connected to antenna port of EUT for radiated emission measurement.

Test item	Modulation Mode	Test Frequency (MHz)	Data Rate	Test Configuration
Equivalent Isotropic Radiated Power	11a VHT20 VHT40 VHT80	5745 / 5785 / 5825 5745 / 5785 / 5825 5755 / 5795 5775	6 Mbps MCS 0 MCS 0 MCS 0	5
Transmitter Conducted Spurious Emissions≤1GHz Receiver Conducted Spurious Emissions≤1GHz	11a	5745	6 Mbps	5
Transmitter Radiated Spurious Emissions≤1GHz Receiver Radiated Spurious Emissions≤1GHz	11a VHT20 VHT40 VHT80	5745 / 5785 / 5825 5745 / 5785 / 5825 5755 / 5795 5775	6 Mbps MCS 0 MCS 0 MCS 0	5 Note3 6 Note3

NOTE:

1. The EUT was pretested with 3 orientations placed on the table for the radiated emission measurement – X, Y, and Z-plane. The **Z-plane** result was found as the worst case and was shown in this report.
2. Test configurations are as below
   Configuration 5: Part Number: 453-00048 with PCB Dipole Antenna
   Configuration 6: Part Number: 453-00049 with PCB Dipole Antenna
3. 50Ω terminator is connected to antenna port of EUT for radiated emission measurement.

3 Transmitter Test Results

3.1 Equivalent Isotropically Radiated Power (e.i.r.p.)

3.1.1 Limit of Equivalent Isotropically Radiated Power

Frequency Bands	Power	Applications
5 725 MHz to 5 875 MHz	25 mW (14dBm) e.i.r.p.	Non-specific short range devices

3.1.2 Test Procedures

Reference to clause 4.2.2.3 of EN 300 440 V2.1.1 (2017-03).

3.1.3 Test Setup

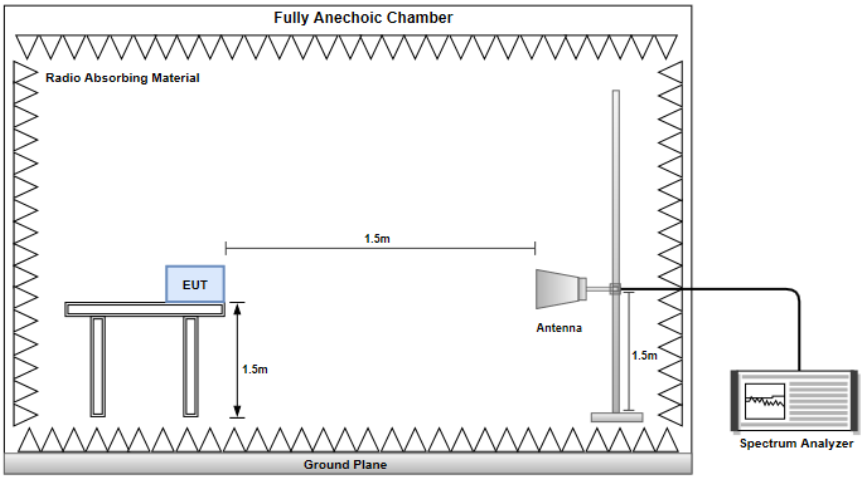

3.1.4 Test Result of Equivalent Isotropically Radiated Power

Ambient Condition	24°C / 65%	Tested By	Nai Xu

Configuration 1

Maximum Transmit Power (dBm)				
Modulation Mode	11a			
Condition	**Freq. (MHz)**	**EIRP Power (dBm)**	**EIRP Limit (dBm)**	**Results**
$T_{nom}V_{nom}$	5745	12.95	14	Pass
$T_{min}V_{max}$	5745	13.15	14	Pass
$T_{min}V_{min}$	5745	13.17	14	Pass
$T_{max}V_{max}$	5745	12.61	14	Pass
$T_{max}V_{min}$	5745	12.58	14	Pass
$T_{nom}V_{nom}$	5785	12.95	14	Pass
$T_{min}V_{max}$	5785	13.17	14	Pass
$T_{min}V_{min}$	5785	13.20	14	Pass
$T_{max}V_{max}$	5785	12.62	14	Pass
$T_{max}V_{min}$	5785	12.60	14	Pass
$T_{nom}V_{nom}$	5825	12.68	14	Pass
$T_{min}V_{max}$	5825	12.88	14	Pass
$T_{min}V_{min}$	5825	12.91	14	Pass
$T_{max}V_{max}$	5825	12.29	14	Pass
$T_{max}V_{min}$	5825	12.27	14	Pass

Note: EIRP = Measured conducted power + Antenna gain

Maximum Transmit Power (dBm)				
Modulation Mode	VHT20			
Condition	**Freq. (MHz)**	**EIRP Power (dBm)**	**EIRP Limit (dBm)**	**Results**
$T_{nom}V_{nom}$	5745	12.92	14	Pass
$T_{min}V_{max}$	5745	13.12	14	Pass
$T_{min}V_{min}$	5745	13.14	14	Pass
$T_{max}V_{max}$	5745	12.57	14	Pass
$T_{max}V_{min}$	5745	12.55	14	Pass
$T_{nom}V_{nom}$	5785	12.82	14	Pass
$T_{min}V_{max}$	5785	13.05	14	Pass
$T_{min}V_{min}$	5785	13.07	14	Pass
$T_{max}V_{max}$	5785	12.42	14	Pass
$T_{max}V_{min}$	5785	12.40	14	Pass
$T_{nom}V_{nom}$	5825	12.60	14	Pass
$T_{min}V_{max}$	5825	12.83	14	Pass
$T_{min}V_{min}$	5825	12.85	14	Pass
$T_{max}V_{max}$	5825	12.22	14	Pass
$T_{max}V_{min}$	5825	12.20	14	Pass

Note: EIRP = Measured conducted power + Antenna gain

Maximum Transmit Power (dBm)				
Modulation Mode	VHT40			
Condition	**Freq. (MHz)**	**EIRP Power (dBm)**	**EIRP Limit (dBm)**	**Results**
$T_{nom}V_{nom}$	5755	12.71	14	Pass
$T_{min}V_{max}$	5755	12.95	14	Pass
$T_{min}V_{min}$	5755	12.98	14	Pass
$T_{max}V_{max}$	5755	12.40	14	Pass
$T_{max}V_{min}$	5755	12.38	14	Pass
$T_{nom}V_{nom}$	5795	12.67	14	Pass
$T_{min}V_{max}$	5795	12.89	14	Pass
$T_{min}V_{min}$	5795	12.93	14	Pass
$T_{max}V_{max}$	5795	12.25	14	Pass
$T_{max}V_{min}$	5795	12.22	14	Pass

Note: EIRP = Measured conducted power + Antenna gain

Maximum Transmit Power (dBm)				
Modulation Mode	VHT80			
Condition	**Freq. (MHz)**	**EIRP Power (dBm)**	**EIRP Limit (dBm)**	**Results**
$T_{nom}V_{nom}$	5775	12.96	14	Pass
$T_{min}V_{max}$	5775	13.18	14	Pass
$T_{min}V_{min}$	5775	13.22	14	Pass
$T_{max}V_{max}$	5775	12.60	14	Pass
$T_{max}V_{min}$	5775	12.57	14	Pass

Note: EIRP = Measured conducted power + Antenna gain

Configuration 2

Maximum Transmit Power (dBm)				
Modulation Mode	11a			
Condition	**Freq. (MHz)**	**EIRP Power (dBm)**	**EIRP Limit (dBm)**	**Results**
$T_{nom}V_{nom}$	5745	9.95	14	Pass
$T_{min}V_{max}$	5745	10.15	14	Pass
$T_{min}V_{min}$	5745	10.17	14	Pass
$T_{max}V_{max}$	5745	9.61	14	Pass
$T_{max}V_{min}$	5745	9.58	14	Pass
$T_{nom}V_{nom}$	5785	9.95	14	Pass
$T_{min}V_{max}$	5785	10.17	14	Pass
$T_{min}V_{min}$	5785	10.20	14	Pass
$T_{max}V_{max}$	5785	9.62	14	Pass
$T_{max}V_{min}$	5785	9.60	14	Pass
$T_{nom}V_{nom}$	5825	9.68	14	Pass
$T_{min}V_{max}$	5825	9.88	14	Pass
$T_{min}V_{min}$	5825	9.91	14	Pass
$T_{max}V_{max}$	5825	9.29	14	Pass
$T_{max}V_{min}$	5825	9.27	14	Pass

Note: EIRP = Measured conducted power + Antenna gain

Maximum Transmit Power (dBm)				
Modulation Mode	VHT20			
Condition	**Freq. (MHz)**	**EIRP Power (dBm)**	**EIRP Limit (dBm)**	**Results**
$T_{nom}V_{nom}$	5745	9.92	14	Pass
$T_{min}V_{max}$	5745	10.12	14	Pass
$T_{min}V_{min}$	5745	10.14	14	Pass
$T_{max}V_{max}$	5745	9.57	14	Pass
$T_{max}V_{min}$	5745	9.55	14	Pass
$T_{nom}V_{nom}$	5785	9.82	14	Pass
$T_{min}V_{max}$	5785	10.05	14	Pass
$T_{min}V_{min}$	5785	10.07	14	Pass
$T_{max}V_{max}$	5785	9.42	14	Pass
$T_{max}V_{min}$	5785	9.40	14	Pass
$T_{nom}V_{nom}$	5825	9.60	14	Pass
$T_{min}V_{max}$	5825	9.83	14	Pass
$T_{min}V_{min}$	5825	9.85	14	Pass
$T_{max}V_{max}$	5825	9.22	14	Pass
$T_{max}V_{min}$	5825	9.20	14	Pass

Note: EIRP = Measured conducted power + Antenna gain

Maximum Transmit Power (dBm)				
Modulation Mode	VHT40			
Condition	**Freq. (MHz)**	**EIRP Power (dBm)**	**EIRP Limit (dBm)**	**Results**
$T_{nom}V_{nom}$	5755	9.71	14	Pass
$T_{min}V_{max}$	5755	9.95	14	Pass
$T_{min}V_{min}$	5755	9.98	14	Pass
$T_{max}V_{max}$	5755	9.40	14	Pass
$T_{max}V_{min}$	5755	9.38	14	Pass
$T_{nom}V_{nom}$	5795	9.67	14	Pass
$T_{min}V_{max}$	5795	9.89	14	Pass
$T_{min}V_{min}$	5795	9.93	14	Pass
$T_{max}V_{max}$	5795	9.25	14	Pass
$T_{max}V_{min}$	5795	9.22	14	Pass

Note: EIRP = Measured conducted power + Antenna gain

Maximum Transmit Power (dBm)				
Modulation Mode	VHT80			
Condition	**Freq. (MHz)**	**EIRP Power (dBm)**	**EIRP Limit (dBm)**	**Results**
$T_{nom}V_{nom}$	5775	9.96	14	Pass
$T_{min}V_{max}$	5775	10.18	14	Pass
$T_{min}V_{min}$	5775	10.22	14	Pass
$T_{max}V_{max}$	5775	9.60	14	Pass
$T_{max}V_{min}$	5775	9.57	14	Pass

Note: EIRP = Measured conducted power + Antenna gain

Configuration 3

Maximum Transmit Power (dBm)				
Modulation Mode	11a			
Condition	**Freq. (MHz)**	**EIRP Power (dBm)**	**EIRP Limit (dBm)**	**Results**
$T_{nom}V_{nom}$	5745	10.95	14	Pass
$T_{min}V_{max}$	5745	11.15	14	Pass
$T_{min}V_{min}$	5745	11.17	14	Pass
$T_{max}V_{max}$	5745	10.61	14	Pass
$T_{max}V_{min}$	5745	10.58	14	Pass
$T_{nom}V_{nom}$	5785	10.95	14	Pass
$T_{min}V_{max}$	5785	11.17	14	Pass
$T_{min}V_{min}$	5785	11.20	14	Pass
$T_{max}V_{max}$	5785	10.62	14	Pass
$T_{max}V_{min}$	5785	10.60	14	Pass
$T_{nom}V_{nom}$	5825	10.68	14	Pass
$T_{min}V_{max}$	5825	10.88	14	Pass
$T_{min}V_{min}$	5825	10.91	14	Pass
$T_{max}V_{max}$	5825	10.29	14	Pass
$T_{max}V_{min}$	5825	10.27	14	Pass

Note: EIRP = Measured conducted power + Antenna gain

Maximum Transmit Power (dBm)				
Modulation Mode	VHT20			
Condition	**Freq. (MHz)**	**EIRP Power (dBm)**	**EIRP Limit (dBm)**	**Results**
$T_{nom}V_{nom}$	5745	10.92	14	Pass
$T_{min}V_{max}$	5745	11.12	14	Pass
$T_{min}V_{min}$	5745	11.14	14	Pass
$T_{max}V_{max}$	5745	10.57	14	Pass
$T_{max}V_{min}$	5745	10.55	14	Pass
$T_{nom}V_{nom}$	5785	10.82	14	Pass
$T_{min}V_{max}$	5785	11.05	14	Pass
$T_{min}V_{min}$	5785	11.07	14	Pass
$T_{max}V_{max}$	5785	10.42	14	Pass
$T_{max}V_{min}$	5785	10.40	14	Pass
$T_{nom}V_{nom}$	5825	10.60	14	Pass
$T_{min}V_{max}$	5825	10.83	14	Pass
$T_{min}V_{min}$	5825	10.85	14	Pass
$T_{max}V_{max}$	5825	10.22	14	Pass
$T_{max}V_{min}$	5825	10.20	14	Pass

Note: EIRP = Measured conducted power + Antenna gain

Maximum Transmit Power (dBm)				
Modulation Mode	VHT40			
Condition	**Freq. (MHz)**	**EIRP Power (dBm)**	**EIRP Limit (dBm)**	**Results**
$T_{nom}V_{nom}$	5755	10.71	14	Pass
$T_{min}V_{max}$	5755	10.95	14	Pass
$T_{min}V_{min}$	5755	10.98	14	Pass
$T_{max}V_{max}$	5755	10.40	14	Pass
$T_{max}V_{min}$	5755	10.38	14	Pass
$T_{nom}V_{nom}$	5795	10.67	14	Pass
$T_{min}V_{max}$	5795	10.89	14	Pass
$T_{min}V_{min}$	5795	10.93	14	Pass
$T_{max}V_{max}$	5795	10.25	14	Pass
$T_{max}V_{min}$	5795	10.22	14	Pass

Note: EIRP = Measured conducted power + Antenna gain

Maximum Transmit Power (dBm)				
Modulation Mode	VHT80			
Condition	**Freq. (MHz)**	**EIRP Power (dBm)**	**EIRP Limit (dBm)**	**Results**
$T_{nom}V_{nom}$	5775	10.96	14	Pass
$T_{min}V_{max}$	5775	11.18	14	Pass
$T_{min}V_{min}$	5775	11.22	14	Pass
$T_{max}V_{max}$	5775	10.60	14	Pass
$T_{max}V_{min}$	5775	10.57	14	Pass

Note: EIRP = Measured conducted power + Antenna gain

Configuration 4

Maximum Transmit Power (dBm)				
Modulation Mode	11a			
Condition	**Freq. (MHz)**	**EIRP Power (dBm)**	**EIRP Limit (dBm)**	**Results**
$T_{nom}V_{nom}$	5745	11.95	14	Pass
$T_{min}V_{max}$	5745	12.15	14	Pass
$T_{min}V_{min}$	5745	12.17	14	Pass
$T_{max}V_{max}$	5745	11.61	14	Pass
$T_{max}V_{min}$	5745	11.58	14	Pass
$T_{nom}V_{nom}$	5785	11.95	14	Pass
$T_{min}V_{max}$	5785	12.17	14	Pass
$T_{min}V_{min}$	5785	12.20	14	Pass
$T_{max}V_{max}$	5785	11.62	14	Pass
$T_{max}V_{min}$	5785	11.60	14	Pass
$T_{nom}V_{nom}$	5825	11.68	14	Pass
$T_{min}V_{max}$	5825	11.88	14	Pass
$T_{min}V_{min}$	5825	11.91	14	Pass
$T_{max}V_{max}$	5825	11.29	14	Pass
$T_{max}V_{min}$	5825	11.27	14	Pass

Note: EIRP = Measured conducted power + Antenna gain

Maximum Transmit Power (dBm)				
Modulation Mode	VHT20			
Condition	**Freq. (MHz)**	**EIRP Power (dBm)**	**EIRP Limit (dBm)**	**Results**
$T_{nom}V_{nom}$	5745	11.92	14	Pass
$T_{min}V_{max}$	5745	12.12	14	Pass
$T_{min}V_{min}$	5745	12.14	14	Pass
$T_{max}V_{max}$	5745	11.57	14	Pass
$T_{max}V_{min}$	5745	11.55	14	Pass
$T_{nom}V_{nom}$	5785	11.82	14	Pass
$T_{min}V_{max}$	5785	12.05	14	Pass
$T_{min}V_{min}$	5785	12.07	14	Pass
$T_{max}V_{max}$	5785	11.42	14	Pass
$T_{max}V_{min}$	5785	11.40	14	Pass
$T_{nom}V_{nom}$	5825	11.60	14	Pass
$T_{min}V_{max}$	5825	11.83	14	Pass
$T_{min}V_{min}$	5825	11.85	14	Pass
$T_{max}V_{max}$	5825	11.22	14	Pass
$T_{max}V_{min}$	5825	11.20	14	Pass

Note: EIRP = Measured conducted power + Antenna gain

Maximum Transmit Power (dBm)				
Modulation Mode	VHT40			
Condition	**Freq. (MHz)**	**EIRP Power (dBm)**	**EIRP Limit (dBm)**	**Results**
$T_{nom}V_{nom}$	5755	11.71	14	Pass
$T_{min}V_{max}$	5755	11.95	14	Pass
$T_{min}V_{min}$	5755	11.98	14	Pass
$T_{max}V_{max}$	5755	11.40	14	Pass
$T_{max}V_{min}$	5755	11.38	14	Pass
$T_{nom}V_{nom}$	5795	11.67	14	Pass
$T_{min}V_{max}$	5795	11.89	14	Pass
$T_{min}V_{min}$	5795	11.93	14	Pass
$T_{max}V_{max}$	5795	11.25	14	Pass
$T_{max}V_{min}$	5795	11.22	14	Pass

Note: EIRP = Measured conducted power + Antenna gain

Maximum Transmit Power (dBm)				
Modulation Mode	VHT80			
Condition	**Freq. (MHz)**	**EIRP Power (dBm)**	**EIRP Limit (dBm)**	**Results**
$T_{nom}V_{nom}$	5775	11.96	14	Pass
$T_{min}V_{max}$	5775	12.18	14	Pass
$T_{min}V_{min}$	5775	12.22	14	Pass
$T_{max}V_{max}$	5775	11.60	14	Pass
$T_{max}V_{min}$	5775	11.57	14	Pass

Note: EIRP = Measured conducted power + Antenna gain

Configuration 5

Maximum Transmit Power (dBm)				
Modulation Mode	11a			
Condition	**Freq. (MHz)**	**EIRP Power (dBm)**	**EIRP Limit (dBm)**	**Results**
$T_{nom}V_{nom}$	5745	11.78	14	Pass
$T_{min}V_{max}$	5745	11.98	14	Pass
$T_{min}V_{min}$	5745	12.00	14	Pass
$T_{max}V_{max}$	5745	11.44	14	Pass
$T_{max}V_{min}$	5745	11.41	14	Pass
$T_{nom}V_{nom}$	5785	11.08	14	Pass
$T_{min}V_{max}$	5785	11.30	14	Pass
$T_{min}V_{min}$	5785	11.33	14	Pass
$T_{max}V_{max}$	5785	10.75	14	Pass
$T_{max}V_{min}$	5785	10.73	14	Pass
$T_{nom}V_{nom}$	5825	10.84	14	Pass
$T_{min}V_{max}$	5825	11.04	14	Pass
$T_{min}V_{min}$	5825	11.07	14	Pass
$T_{max}V_{max}$	5825	10.45	14	Pass
$T_{max}V_{min}$	5825	10.43	14	Pass

Note: EIRP = Measured conducted power + Antenna gain

Maximum Transmit Power (dBm)				
Modulation Mode	VHT20			
Condition	**Freq. (MHz)**	**EIRP Power (dBm)**	**EIRP Limit (dBm)**	**Results**
$T_{nom}V_{nom}$	5745	11.72	14	Pass
$T_{min}V_{max}$	5745	11.92	14	Pass
$T_{min}V_{min}$	5745	11.94	14	Pass
$T_{max}V_{max}$	5745	11.37	14	Pass
$T_{max}V_{min}$	5745	11.35	14	Pass
$T_{nom}V_{nom}$	5785	11.05	14	Pass
$T_{min}V_{max}$	5785	11.28	14	Pass
$T_{min}V_{min}$	5785	11.30	14	Pass
$T_{max}V_{max}$	5785	10.65	14	Pass
$T_{max}V_{min}$	5785	10.63	14	Pass
$T_{nom}V_{nom}$	5825	10.93	14	Pass
$T_{min}V_{max}$	5825	11.16	14	Pass
$T_{min}V_{min}$	5825	11.18	14	Pass
$T_{max}V_{max}$	5825	10.55	14	Pass
$T_{max}V_{min}$	5825	10.53	14	Pass

Note: EIRP = Measured conducted power + Antenna gain

Maximum Transmit Power (dBm)				
Modulation Mode	VHT40			
Condition	**Freq. (MHz)**	**EIRP Power (dBm)**	**EIRP Limit (dBm)**	**Results**
$T_{nom}V_{nom}$	5755	10.74	14	Pass
$T_{min}V_{max}$	5755	10.98	14	Pass
$T_{min}V_{min}$	5755	11.01	14	Pass
$T_{max}V_{max}$	5755	10.43	14	Pass
$T_{max}V_{min}$	5755	10.41	14	Pass
$T_{nom}V_{nom}$	5795	10.76	14	Pass
$T_{min}V_{max}$	5795	10.98	14	Pass
$T_{min}V_{min}$	5795	11.02	14	Pass
$T_{max}V_{max}$	5795	10.34	14	Pass
$T_{max}V_{min}$	5795	10.31	14	Pass

Note: EIRP = Measured conducted power + Antenna gain

Maximum Transmit Power (dBm)				
Modulation Mode	VHT80			
Condition	**Freq. (MHz)**	**EIRP Power (dBm)**	**EIRP Limit (dBm)**	**Results**
$T_{nom}V_{nom}$	5775	11.75	14	Pass
$T_{min}V_{max}$	5775	11.97	14	Pass
$T_{min}V_{min}$	5775	12.01	14	Pass
$T_{max}V_{max}$	5775	11.39	14	Pass
$T_{max}V_{min}$	5775	11.36	14	Pass

Note: EIRP = Measured conducted power + Antenna gain

3.2 Permitted Range of Operating Frequencies

3.2.1 Limit of Permitted Range of Operating Frequencies

The width of the power spectrum envelope is f_H -f_L for a given operating frequency. In equipment that allows adjustment or selection of different operating frequencies, the power envelope takes up different positions in the allowed band. The frequency range is determined by the lowest value of f_L and the highest value of f_H resulting from the adjustment of the equipment to the lowest and highest operating frequencies.

The occupied bandwidth (i.e. the bandwidth in which 99 % of the wanted emission is contained) and the necessary bandwidth of the transmitter shall fall within the assigned frequency band.

For all equipment the frequency range shall lie within the 5725 ~ 5875 MHz

3.2.2 Test Procedures

Reference to clause 4.2.3.3 of EN 300 440 V2.1.1 (2017-03).

3.2.3 Test Setup

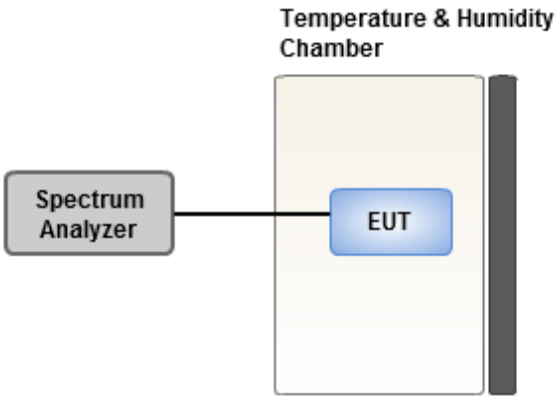

3.2.4 Test Result of Permitted Range of Operating Frequencies

Ambient Condition	24°C / 65%	Tested By	Nai Xu

Configuration 1

Frequency Range (MHz)				
Modulation Mode	11a			
Condition	**Freq. (MHz)**	**F_L and F_H (MHz)**	**Limit (MHz)**	**Results**
$T_{nom}V_{nom}$	5745	5736.45	5725	Pass
$T_{min}V_{max}$	5745	5736.41	5725	Pass
$T_{min}V_{min}$	5745	5736.41	5725	Pass
$T_{max}V_{max}$	5745	5736.50	5725	Pass
$T_{max}V_{min}$	5745	5736.50	5725	Pass
$T_{nom}V_{nom}$	5825	5833.37	5875	Pass
$T_{min}V_{max}$	5825	5833.46	5875	Pass
$T_{min}V_{min}$	5825	5833.46	5875	Pass
$T_{max}V_{max}$	5825	5833.36	5875	Pass
$T_{max}V_{min}$	5825	5833.36	5875	Pass

Frequency Range (MHz)				
Modulation Mode	VHT20			
Condition	**Freq. (MHz)**	**F_L and F_H (MHz)**	**Limit (MHz)**	**Results**
$T_{nom}V_{nom}$	5745	5735.78	5725	Pass
$T_{min}V_{max}$	5745	5735.73	5725	Pass
$T_{min}V_{min}$	5745	5735.73	5725	Pass
$T_{max}V_{max}$	5745	5735.79	5725	Pass
$T_{max}V_{min}$	5745	5735.79	5725	Pass
$T_{nom}V_{nom}$	5825	5834.06	5875	Pass
$T_{min}V_{max}$	5825	5834.10	5875	Pass
$T_{min}V_{min}$	5825	5834.10	5875	Pass
$T_{max}V_{max}$	5825	5834.04	5875	Pass
$T_{max}V_{min}$	5825	5834.04	5875	Pass

Frequency Range (MHz)				
Modulation Mode	VHT40			
Condition	**Freq. (MHz)**	**F_L and F_H (MHz)**	**Limit (MHz)**	**Results**
$T_{nom}V_{nom}$	5755	5736.62	5725	Pass
$T_{min}V_{max}$	5755	5736.61	5725	Pass
$T_{min}V_{min}$	5755	5736.61	5725	Pass
$T_{max}V_{max}$	5755	5736.65	5725	Pass
$T_{max}V_{min}$	5755	5736.65	5725	Pass
$T_{nom}V_{nom}$	5795	5813.24	5875	Pass
$T_{min}V_{max}$	5795	5813.26	5875	Pass
$T_{min}V_{min}$	5795	5813.26	5875	Pass
$T_{max}V_{max}$	5795	5813.22	5875	Pass
$T_{max}V_{min}$	5795	5813.22	5875	Pass

Frequency Range (MHz)				
Modulation Mode	VHT80			
Condition	**Freq. (MHz)**	**F_L and F_H (MHz)**	**Limit (MHz)**	**Results**
$T_{nom}V_{nom}$	5775	5736.67	5725	Pass
$T_{min}V_{max}$	5775	5736.63	5725	Pass
$T_{min}V_{min}$	5775	5736.63	5725	Pass
$T_{max}V_{max}$	5775	5736.70	5725	Pass
$T_{max}V_{min}$	5775	5736.70	5725	Pass

Configuration 2

Frequency Range (MHz)				
Modulation Mode	11a			
Condition	**Freq. (MHz)**	**F_L and F_H (MHz)**	**Limit (MHz)**	**Results**
$T_{nom}V_{nom}$	5745	5736.45	5725	Pass
$T_{min}V_{max}$	5745	5736.41	5725	Pass
$T_{min}V_{min}$	5745	5736.41	5725	Pass
$T_{max}V_{max}$	5745	5736.50	5725	Pass
$T_{max}V_{min}$	5745	5736.50	5725	Pass
$T_{nom}V_{nom}$	5825	5833.37	5875	Pass
$T_{min}V_{max}$	5825	5833.46	5875	Pass
$T_{min}V_{min}$	5825	5833.46	5875	Pass
$T_{max}V_{max}$	5825	5833.36	5875	Pass
$T_{max}V_{min}$	5825	5833.36	5875	Pass

Frequency Range (MHz)				
Modulation Mode	VHT20			
Condition	**Freq. (MHz)**	**F_L and F_H (MHz)**	**Limit (MHz)**	**Results**
$T_{nom}V_{nom}$	5745	5735.78	5725	Pass
$T_{min}V_{max}$	5745	5735.73	5725	Pass
$T_{min}V_{min}$	5745	5735.73	5725	Pass
$T_{max}V_{max}$	5745	5735.79	5725	Pass
$T_{max}V_{min}$	5745	5735.79	5725	Pass
$T_{nom}V_{nom}$	5825	5834.06	5875	Pass
$T_{min}V_{max}$	5825	5834.10	5875	Pass
$T_{min}V_{min}$	5825	5834.10	5875	Pass
$T_{max}V_{max}$	5825	5834.04	5875	Pass
$T_{max}V_{min}$	5825	5834.04	5875	Pass

Frequency Range (MHz)				
Modulation Mode	VHT40			
Condition	**Freq. (MHz)**	**F_L and F_H (MHz)**	**Limit (MHz)**	**Results**
$T_{nom}V_{nom}$	5755	5736.62	5725	Pass
$T_{min}V_{max}$	5755	5736.61	5725	Pass
$T_{min}V_{min}$	5755	5736.61	5725	Pass
$T_{max}V_{max}$	5755	5736.65	5725	Pass
$T_{max}V_{min}$	5755	5736.65	5725	Pass
$T_{nom}V_{nom}$	5795	5813.24	5875	Pass
$T_{min}V_{max}$	5795	5813.26	5875	Pass
$T_{min}V_{min}$	5795	5813.26	5875	Pass
$T_{max}V_{max}$	5795	5813.22	5875	Pass
$T_{max}V_{min}$	5795	5813.22	5875	Pass

Frequency Range (MHz)				
Modulation Mode	VHT80			
Condition	**Freq. (MHz)**	**F_L and F_H (MHz)**	**Limit (MHz)**	**Results**
$T_{nom}V_{nom}$	5775	5736.67	5725	Pass
$T_{min}V_{max}$	5775	5736.63	5725	Pass
$T_{min}V_{min}$	5775	5736.63	5725	Pass
$T_{max}V_{max}$	5775	5736.70	5725	Pass
$T_{max}V_{min}$	5775	5736.70	5725	Pass

Configuration 3

Frequency Range (MHz)				
Modulation Mode	11a			
Condition	**Freq. (MHz)**	**F_L and F_H (MHz)**	**Limit (MHz)**	**Results**
$T_{nom}V_{nom}$	5745	5736.45	5725	Pass
$T_{min}V_{max}$	5745	5736.41	5725	Pass
$T_{min}V_{min}$	5745	5736.41	5725	Pass
$T_{max}V_{max}$	5745	5736.50	5725	Pass
$T_{max}V_{min}$	5745	5736.50	5725	Pass
$T_{nom}V_{nom}$	5825	5833.37	5875	Pass
$T_{min}V_{max}$	5825	5833.46	5875	Pass
$T_{min}V_{min}$	5825	5833.46	5875	Pass
$T_{max}V_{max}$	5825	5833.36	5875	Pass
$T_{max}V_{min}$	5825	5833.36	5875	Pass

Frequency Range (MHz)				
Modulation Mode	VHT20			
Condition	**Freq. (MHz)**	**F_L and F_H (MHz)**	**Limit (MHz)**	**Results**
$T_{nom}V_{nom}$	5745	5735.78	5725	Pass
$T_{min}V_{max}$	5745	5735.73	5725	Pass
$T_{min}V_{min}$	5745	5735.73	5725	Pass
$T_{max}V_{max}$	5745	5735.79	5725	Pass
$T_{max}V_{min}$	5745	5735.79	5725	Pass
$T_{nom}V_{nom}$	5825	5834.06	5875	Pass
$T_{min}V_{max}$	5825	5834.10	5875	Pass
$T_{min}V_{min}$	5825	5834.10	5875	Pass
$T_{max}V_{max}$	5825	5834.04	5875	Pass
$T_{max}V_{min}$	5825	5834.04	5875	Pass

Frequency Range (MHz)				
Modulation Mode	VHT40			
Condition	**Freq. (MHz)**	**F_L and F_H (MHz)**	**Limit (MHz)**	**Results**
$T_{nom}V_{nom}$	5755	5736.62	5725	Pass
$T_{min}V_{max}$	5755	5736.61	5725	Pass
$T_{min}V_{min}$	5755	5736.61	5725	Pass
$T_{max}V_{max}$	5755	5736.65	5725	Pass
$T_{max}V_{min}$	5755	5736.65	5725	Pass
$T_{nom}V_{nom}$	5795	5813.24	5875	Pass
$T_{min}V_{max}$	5795	5813.26	5875	Pass
$T_{min}V_{min}$	5795	5813.26	5875	Pass
$T_{max}V_{max}$	5795	5813.22	5875	Pass
$T_{max}V_{min}$	5795	5813.22	5875	Pass

Frequency Range (MHz)				
Modulation Mode	VHT80			
Condition	**Freq. (MHz)**	**F_L and F_H (MHz)**	**Limit (MHz)**	**Results**
$T_{nom}V_{nom}$	5775	5736.67	5725	Pass
$T_{min}V_{max}$	5775	5736.63	5725	Pass
$T_{min}V_{min}$	5775	5736.63	5725	Pass
$T_{max}V_{max}$	5775	5736.70	5725	Pass
$T_{max}V_{min}$	5775	5736.70	5725	Pass

Configuration 4

Frequency Range (MHz)				
Modulation Mode	11a			
Condition	**Freq. (MHz)**	**F_L and F_H (MHz)**	**Limit (MHz)**	**Results**
$T_{nom}V_{nom}$	5745	5736.45	5725	Pass
$T_{min}V_{max}$	5745	5736.41	5725	Pass
$T_{min}V_{min}$	5745	5736.41	5725	Pass
$T_{max}V_{max}$	5745	5736.50	5725	Pass
$T_{max}V_{min}$	5745	5736.50	5725	Pass
$T_{nom}V_{nom}$	5825	5833.37	5875	Pass
$T_{min}V_{max}$	5825	5833.46	5875	Pass
$T_{min}V_{min}$	5825	5833.46	5875	Pass
$T_{max}V_{max}$	5825	5833.36	5875	Pass
$T_{max}V_{min}$	5825	5833.36	5875	Pass

Frequency Range (MHz)				
Modulation Mode	VHT20			
Condition	**Freq. (MHz)**	**F_L and F_H (MHz)**	**Limit (MHz)**	**Results**
$T_{nom}V_{nom}$	5745	5735.78	5725	Pass
$T_{min}V_{max}$	5745	5735.73	5725	Pass
$T_{min}V_{min}$	5745	5735.73	5725	Pass
$T_{max}V_{max}$	5745	5735.79	5725	Pass
$T_{max}V_{min}$	5745	5735.79	5725	Pass
$T_{nom}V_{nom}$	5825	5834.06	5875	Pass
$T_{min}V_{max}$	5825	5834.10	5875	Pass
$T_{min}V_{min}$	5825	5834.10	5875	Pass
$T_{max}V_{max}$	5825	5834.04	5875	Pass
$T_{max}V_{min}$	5825	5834.04	5875	Pass

Frequency Range (MHz)				
Modulation Mode	VHT40			
Condition	**Freq. (MHz)**	**F_L and F_H (MHz)**	**Limit (MHz)**	**Results**
$T_{nom}V_{nom}$	5755	5736.62	5725	Pass
$T_{min}V_{max}$	5755	5736.61	5725	Pass
$T_{min}V_{min}$	5755	5736.61	5725	Pass
$T_{max}V_{max}$	5755	5736.65	5725	Pass
$T_{max}V_{min}$	5755	5736.65	5725	Pass
$T_{nom}V_{nom}$	5795	5813.24	5875	Pass
$T_{min}V_{max}$	5795	5813.26	5875	Pass
$T_{min}V_{min}$	5795	5813.26	5875	Pass
$T_{max}V_{max}$	5795	5813.22	5875	Pass
$T_{max}V_{min}$	5795	5813.22	5875	Pass

Frequency Range (MHz)				
Modulation Mode	VHT80			
Condition	**Freq. (MHz)**	**F_L and F_H (MHz)**	**Limit (MHz)**	**Results**
$T_{nom}V_{nom}$	5775	5736.67	5725	Pass
$T_{min}V_{max}$	5775	5736.63	5725	Pass
$T_{min}V_{min}$	5775	5736.63	5725	Pass
$T_{max}V_{max}$	5775	5736.70	5725	Pass
$T_{max}V_{min}$	5775	5736.70	5725	Pass

3.2.5 Occupied Bandwidth

Summary

Mode	OBW (Hz)	ITU-Code
5.725-5.85GHz	-	-
802.11a_Nss1,(6Mbps)_1TX	16.486M	16M4D1D
802.11ac VHT20_Nss1,(MCS0)_1TX	17.716M	17M7D1D
802.11ac VHT40_Nss1,(MCS0)_1TX	36.251M	36M2D1D
802.11ac VHT80_Nss1,(MCS0)_1TX	75.701M	75M7D1D

OBW = Minimum 99% occupied bandwidth;

Result

Mode	Result	Limit (Hz)	fl-OBW (Hz)	fh-OBW (Hz)	OBW (Hz)	N dB (Hz)
802.11a_Nss1,(6Mbps)_1TX	-	-	-	-	-	-
5745MHz_TnomVnom	Pass	16M~20M	5.736692G	5.753178G	16.486M	16.56M
5825MHz_TnomVnom	Pass	16M~20M	5.816692G	5.833178G	16.486M	16.56M
802.11ac VHT20_Nss1,(MCS0)_1TX	-	-	-	-	-	-
5745MHz_TnomVnom	Pass	16M~20M	5.736072G	5.753788G	17.716M	17.82M
5825MHz_TnomVnom	Pass	16M~20M	5.816072G	5.833788G	17.716M	17.83M
802.11ac VHT40_Nss1,(MCS0)_1TX	-	-	-	-	-	-
5755MHz_TnomVnom	Pass	32M~40M	5.736805G	5.773055G	36.251M	36.52M
5795MHz_TnomVnom	Pass	32M~40M	5.776805G	5.813055G	36.251M	36.54M
802.11ac VHT80_Nss1,(MCS0)_1TX	-	-	-	-	-	-
5775MHz_TnomVnom	Pass	64M~80M	5.737089G	5.812791G	75.701M	76.48M

fl-OBW = fl lower edge 99% occupied bandwidth; **fh-OBW** = fh higher edge 99% occupied bandwidth; **OBW** = 99% occupied bandwidth;
N dB = 6dB down bandwidth;

3.3 Transmitter Unwanted Emissions in the Spurious Domain

3.3.1 Limit of Transmitter Unwanted Emissions in the Spurious Domain

Frequency ranges / State	47 MHz to 74 MHz 87,5 MHz to 108 MHz 174 MHz to 230 MHz 470 MHz to 862 MHz	Other frequencies ≤1 000 MHz	Frequencies > 1 000 MHz
Operating	4 nW (-54 dBm)	250 nW (-36 dBm)	1 μW (-30 dBm)
Standby	2 nW (-57 dBm)	2 nW (-57 dBm)	20 nW (-47 dBm)

3.3.2 Test Procedures

Reference to 4.2.4.3 of EN 300 440 V2.1.1 (2017-03).

3.3.3 Test Setup

Below 1GHz

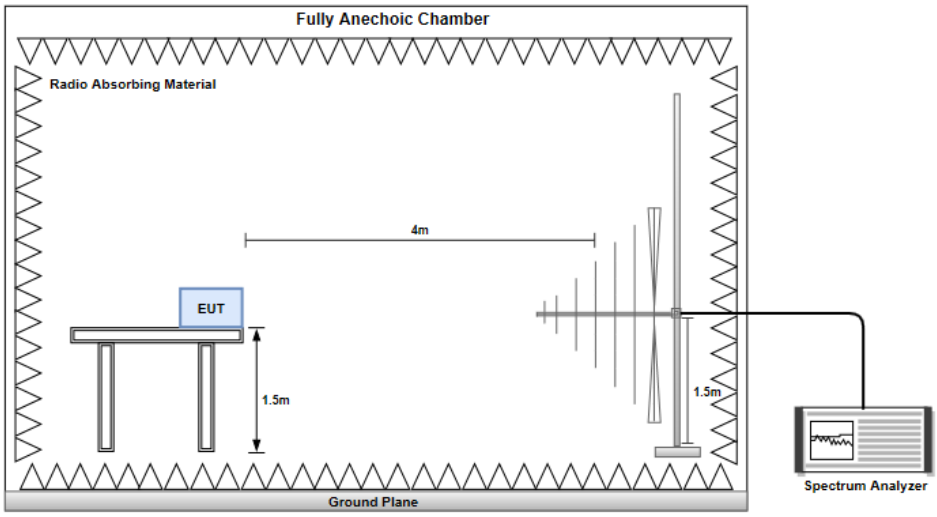

Above 1 GHz

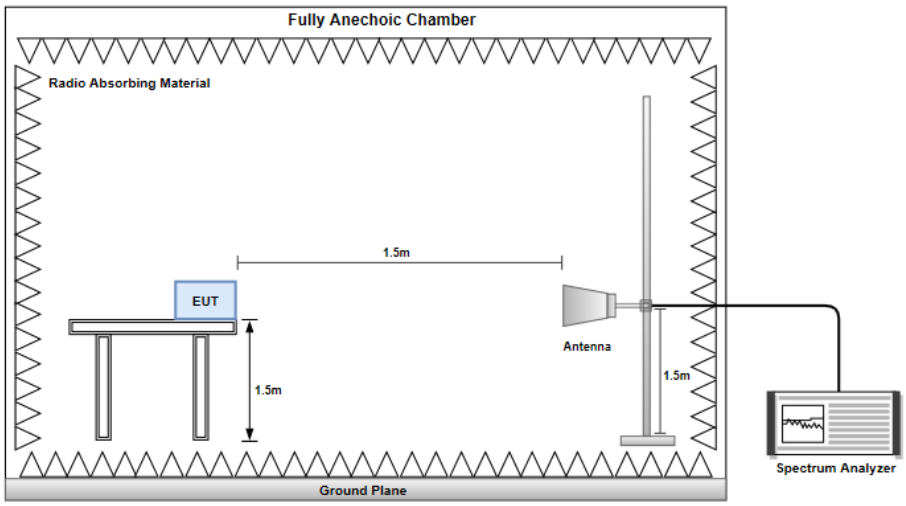

Conducted Emission

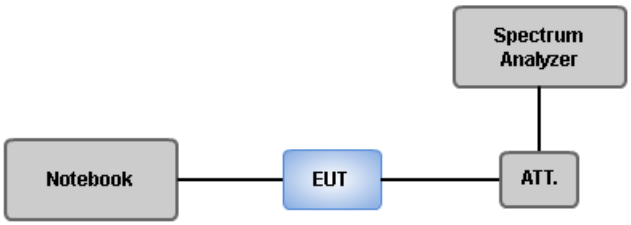

Configuration 1

3.3.4 Transmitter Conducted Unwanted Emissions (Below 1GHz)

Modulation	11a	**Test Freq. (MHz)**	5745

Test By :Nai Xu Temperature:24 Humidity(%):65

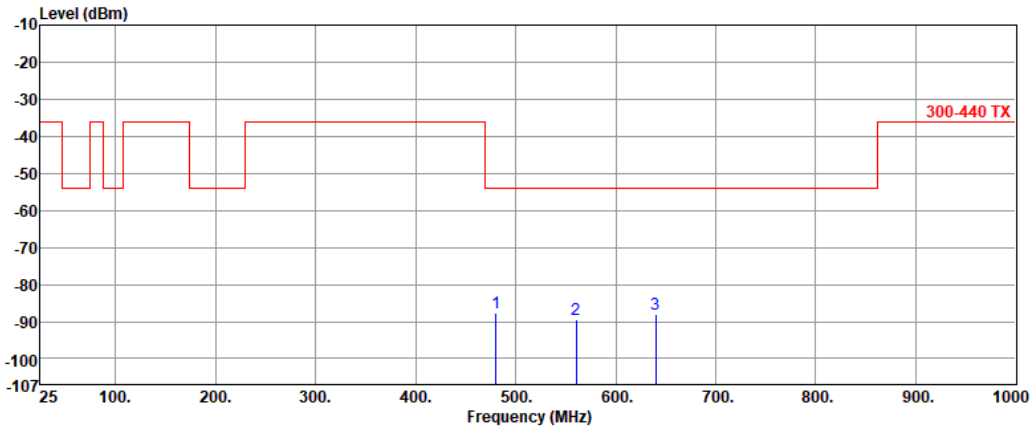

	Freq.	Measured value	Limit	Margin	Factor	Reading
	MHz	dBm	dBm	dB	dB	dBm
1	480.33	-87.64	-54.00	-33.64	0.00	-87.64
2	560.28	-89.41	-54.00	-35.41	0.00	-89.41
3	640.23	-88.13	-54.00	-34.13	0.00	-88.13

Note 1: Measured Value (dBm) = Reading (dBm) + Factor (dB)
Note 2: Margin (dB) = Measured Value (dBm) – Limit (dBm)

Modulation	11a	Test Freq. (MHz)	5785

Test By :Nai Xu Temperature:24 Humidity(%):65

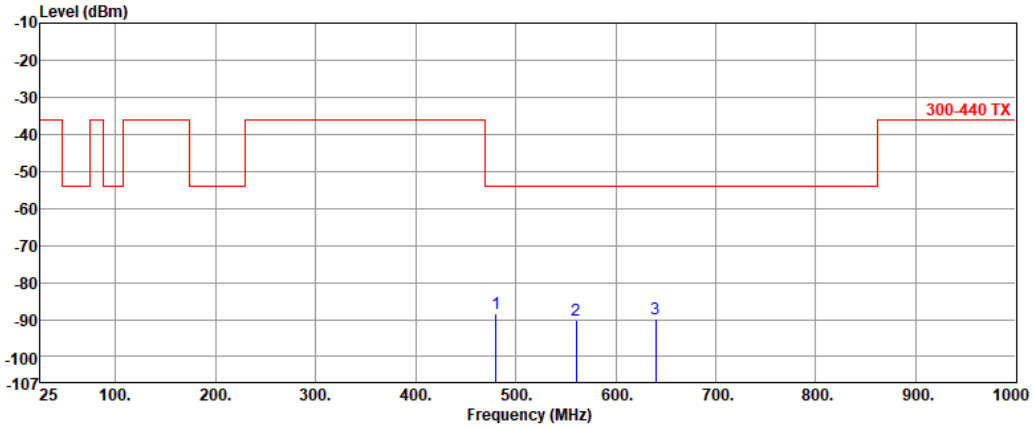

	Freq.	Measured value	Limit	Margin	Factor	Reading
	MHz	dBm	dBm	dB	dB	dBm
1	480.33	-88.40	-54.00	-34.40	0.00	-88.40
2	560.28	-90.35	-54.00	-36.35	0.00	-90.35
3	640.23	-89.97	-54.00	-35.97	0.00	-89.97

Note 1: Measured Value (dBm) = Reading (dBm) + Factor (dB)
Note 2: Margin (dB) = Measured Value (dBm) – Limit (dBm)

Modulation	11a	Test Freq. (MHz)	5825

Test By :Nai Xu Temperature:24 Humidity(%):65

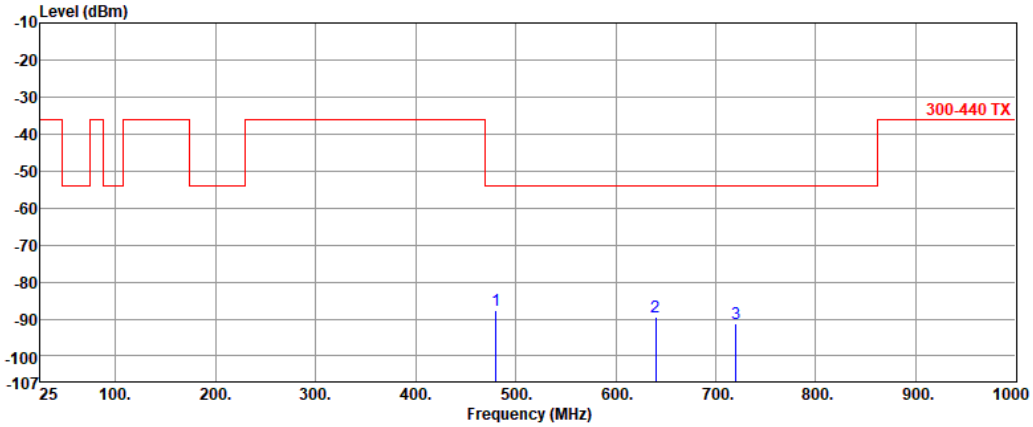

	Freq.	Measured value	Limit	Margin	Factor	Reading
	MHz	dBm	dBm	dB	dB	dBm
1	480.33	-87.50	-54.00	-33.50	0.00	-87.50
2	640.23	-89.32	-54.00	-35.32	0.00	-89.32
3	720.18	-91.17	-54.00	-37.17	0.00	-91.17

Note 1: Measured Value (dBm) = Reading (dBm) + Factor (dB)
Note 2: Margin (dB) = Measured Value (dBm) – Limit (dBm)

Modulation	VHT20	Test Freq. (MHz)	5745

Test By :Nai Xu Temperature:24 Humidity(%):65

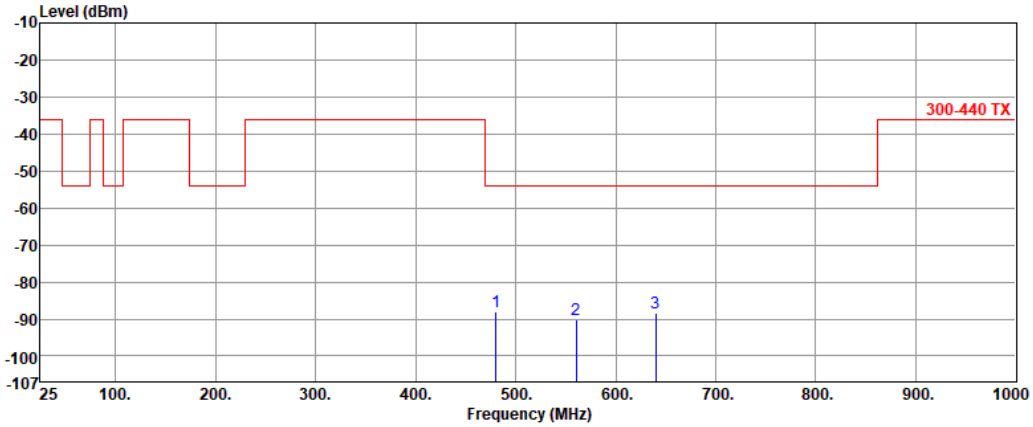

	Freq.	Measured value	Limit	Margin	Factor	Reading
	MHz	dBm	dBm	dB	dB	dBm
1	480.33	-87.90	-54.00	-33.90	0.00	-87.90
2	560.28	-90.18	-54.00	-36.18	0.00	-90.18
3	640.23	-88.47	-54.00	-34.47	0.00	-88.47

Note 1: Measured Value (dBm) = Reading (dBm) + Factor (dB)
Note 2: Margin (dB) = Measured Value (dBm) – Limit (dBm)

Modulation	VHT20	Test Freq. (MHz)	5785

Test By :Nai Xu Temperature:24 Humidity(%):65

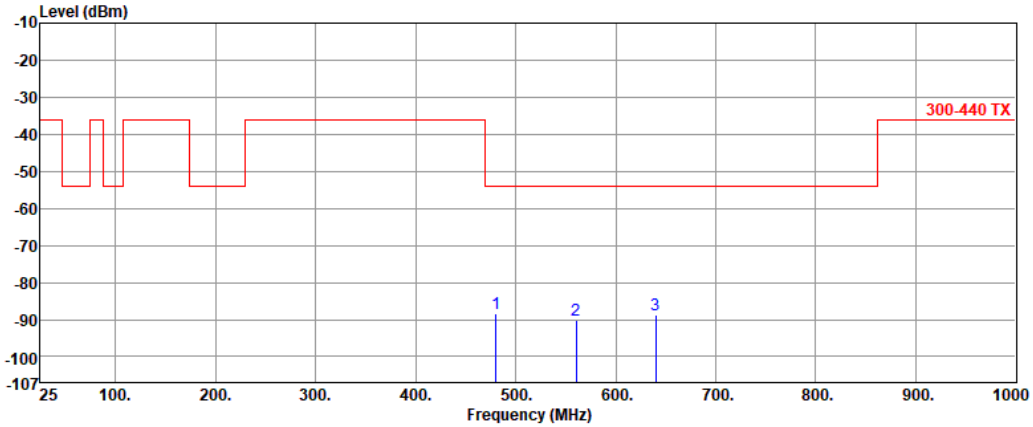

	Freq.	Measured value	Limit	Margin	Factor	Reading
	MHz	dBm	dBm	dB	dB	dBm
1	480.33	-88.22	-54.00	-34.22	0.00	-88.22
2	560.28	-90.05	-54.00	-36.05	0.00	-90.05
3	640.23	-88.58	-54.00	-34.58	0.00	-88.58

Note 1: Measured Value (dBm) = Reading (dBm) + Factor (dB)
Note 2: Margin (dB) = Measured Value (dBm) – Limit (dBm)

Modulation	VHT20	Test Freq. (MHz)	5825

Test By :Nai Xu Temperature:24 Humidity(%):65

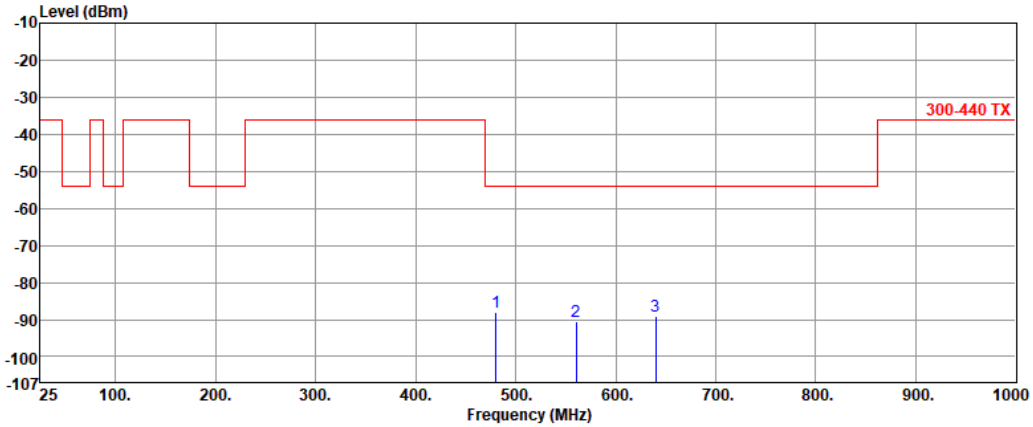

	Freq.	Measured value	Limit	Margin	Factor	Reading
	MHz	dBm	dBm	dB	dB	dBm
1	480.33	-88.12	-54.00	-34.12	0.00	-88.12
2	560.28	-90.42	-54.00	-36.42	0.00	-90.42
3	640.23	-88.94	-54.00	-34.94	0.00	-88.94

Note 1: Measured Value (dBm) = Reading (dBm) + Factor (dB)
Note 2: Margin (dB) = Measured Value (dBm) – Limit (dBm)

Modulation	VHT40	Test Freq. (MHz)	5755

Test By :Nai Xu Temperature:24 Humidity(%):65

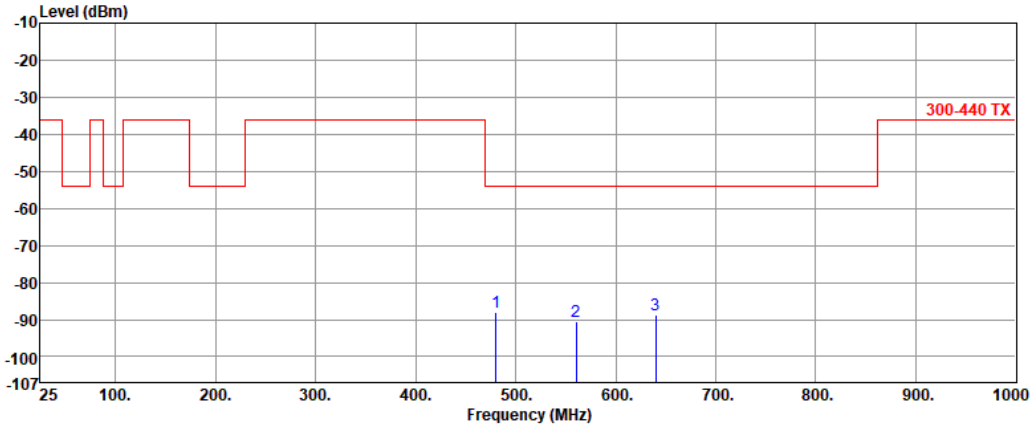

	Freq.	Measured value	Limit	Margin	Factor	Reading
	MHz	dBm	dBm	dB	dB	dBm
1	480.33	-88.21	-54.00	-34.21	0.00	-88.21
2	560.28	-90.43	-54.00	-36.43	0.00	-90.43
3	640.23	-88.81	-54.00	-34.81	0.00	-88.81

Note 1: Measured Value (dBm) = Reading (dBm) + Factor (dB)
Note 2: Margin (dB) = Measured Value (dBm) – Limit (dBm)

Modulation	VHT40	Test Freq. (MHz)	5795

Test By :Nai Xu Temperature:24 Humidity(%):65

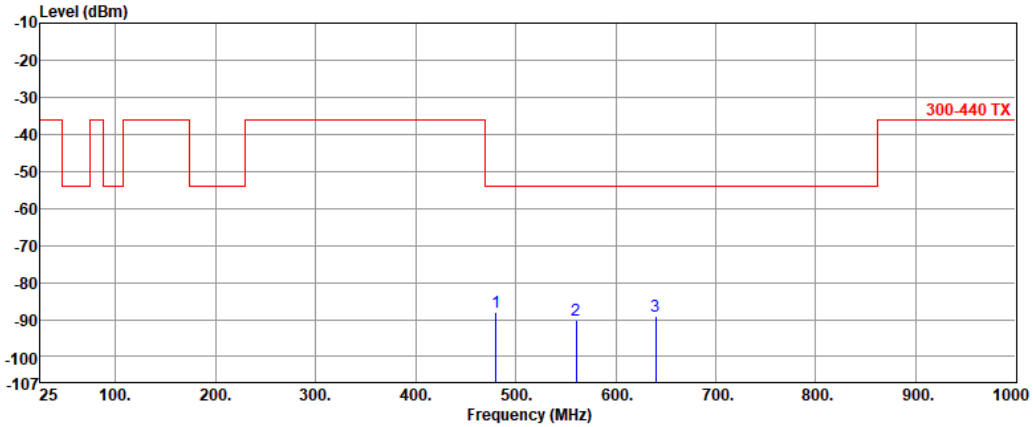

	Freq.	Measured value	Limit	Margin	Factor	Reading
	MHz	dBm	dBm	dB	dB	dBm
1	480.33	-88.01	-54.00	-34.01	0.00	-88.01
2	560.28	-90.34	-54.00	-36.34	0.00	-90.34
3	640.23	-88.94	-54.00	-34.94	0.00	-88.94

Note 1: Measured Value (dBm) = Reading (dBm) + Factor (dB)
Note 2: Margin (dB) = Measured Value (dBm) – Limit (dBm)

Modulation	VHT80	Test Freq. (MHz)	5755

Test By :Nai Xu Temperature:24 Humidity(%):65

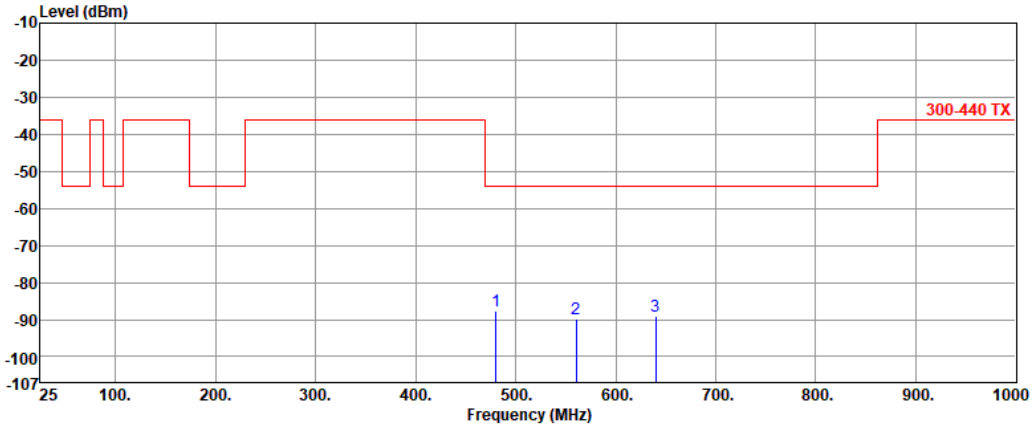

	Freq.	Measured value	Limit	Margin	Factor	Reading
	MHz	dBm	dBm	dB	dB	dBm
1	480.33	-87.63	-54.00	-33.63	0.00	-87.63
2	560.28	-89.86	-54.00	-35.86	0.00	-89.86
3	640.23	-89.10	-54.00	-35.10	0.00	-89.10

Note 1: Measured Value (dBm) = Reading (dBm) + Factor (dB)
Note 2: Margin (dB) = Measured Value (dBm) – Limit (dBm)

3.3.5 Transmitter Conducted Unwanted Emissions (Above 1GHz)

Modulation	11a	Test Freq. (MHz)	5745

Test By :Nai Xu Temperature:24 Humidity(%):65

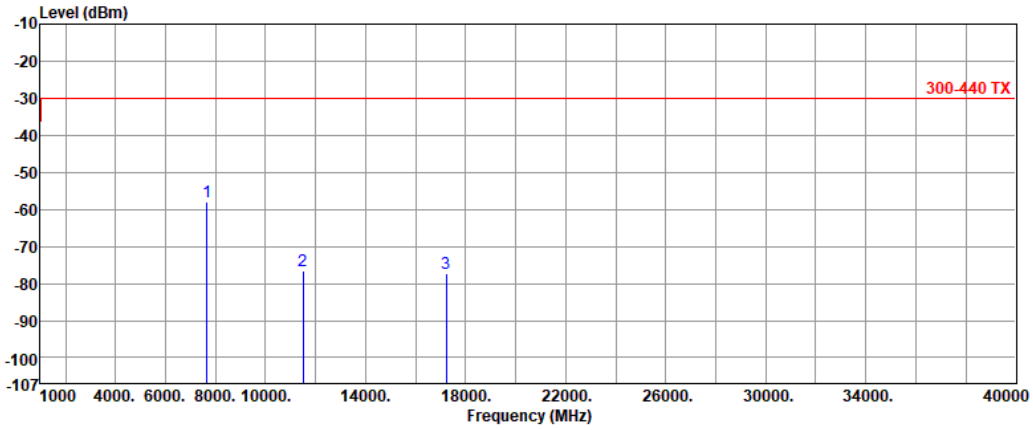

	Freq.	Measured value	Limit	Margin	Factor	Reading
	MHz	dBm	dBm	dB	dB	dBm
1	7660.97	-57.98	-30.00	-27.98	0.00	-57.98
2	11490.30	-76.70	-30.00	-46.70	0.00	-76.70
3	17235.75	-77.33	-30.00	-47.33	0.00	-77.33

Note 1: Measured Value (dBm) = Reading (dBm) + Factor (dB)
Note 2: Margin (dB) = Measured Value (dBm) – Limit (dBm)

Modulation	11a	Test Freq. (MHz)	5785

Test By :Nai Xu Temperature:24 Humidity(%):65

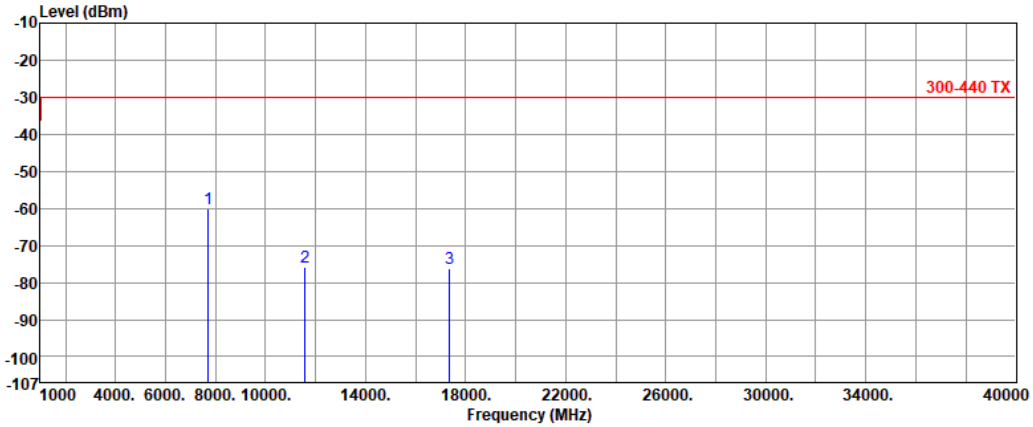

	Freq.	Measured value	Limit	Margin	Factor	Reading
	MHz	dBm	dBm	dB	dB	dBm
1	7713.30	-60.11	-30.00	-30.11	0.00	-60.11
2	11570.50	-75.95	-30.00	-45.95	0.00	-75.95
3	17355.45	-76.19	-30.00	-46.19	0.00	-76.19

Note 1: Measured Value (dBm) = Reading (dBm) + Factor (dB)
Note 2: Margin (dB) = Measured Value (dBm) – Limit (dBm)

Modulation	11a	Test Freq. (MHz)	5825

Test By :Nai Xu Temperature:24 Humidity(%):65

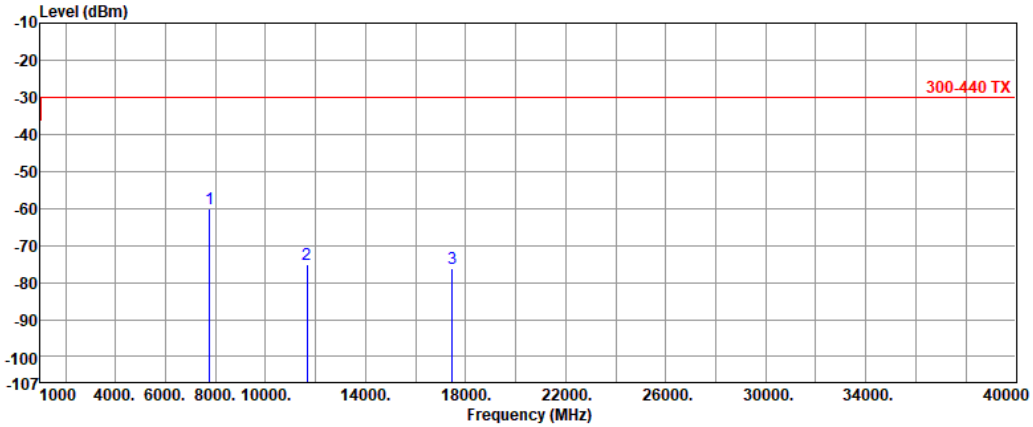

	Freq.	Measured value	Limit	Margin	Factor	Reading
	MHz	dBm	dBm	dB	dB	dBm
1	7766.54	-59.98	-30.00	-29.98	0.00	-59.98
2	11650.33	-75.12	-30.00	-45.12	0.00	-75.12
3	17475.37	-76.34	-30.00	-46.34	0.00	-76.34

Note 1: Measured Value (dBm) = Reading (dBm) + Factor (dB)
Note 2: Margin (dB) = Measured Value (dBm) – Limit (dBm)

Modulation	VHT20	Test Freq. (MHz)	5745

Test By :Nai Xu Temperature:24 Humidity(%):65

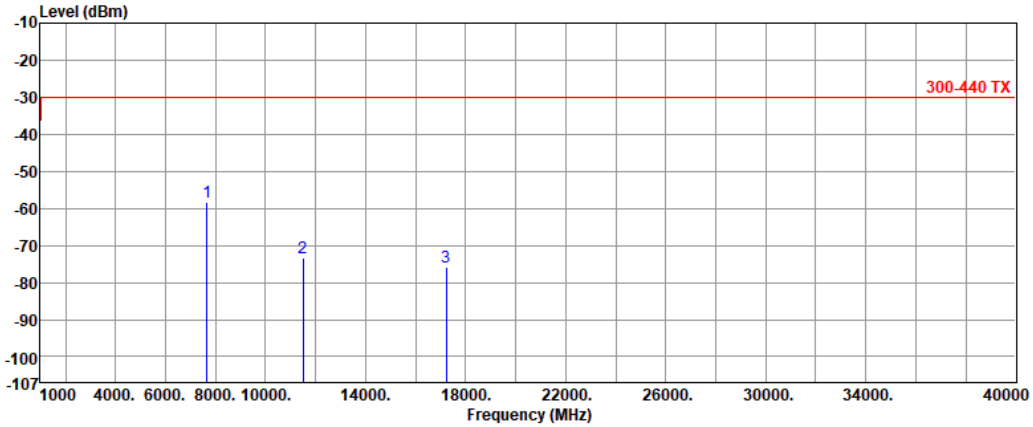

	Freq.	Measured value	Limit	Margin	Factor	Reading
	MHz	dBm	dBm	dB	dB	dBm
1	7660.96	-58.16	-30.00	-28.16	0.00	-58.16
2	11490.86	-73.30	-30.00	-43.30	0.00	-73.30
3	17235.94	-75.79	-30.00	-45.79	0.00	-75.79

Note 1: Measured Value (dBm) = Reading (dBm) + Factor (dB)
Note 2: Margin (dB) = Measured Value (dBm) – Limit (dBm)

Modulation	VHT20	Test Freq. (MHz)	5785

Test By :Nai Xu Temperature:24 Humidity(%):65

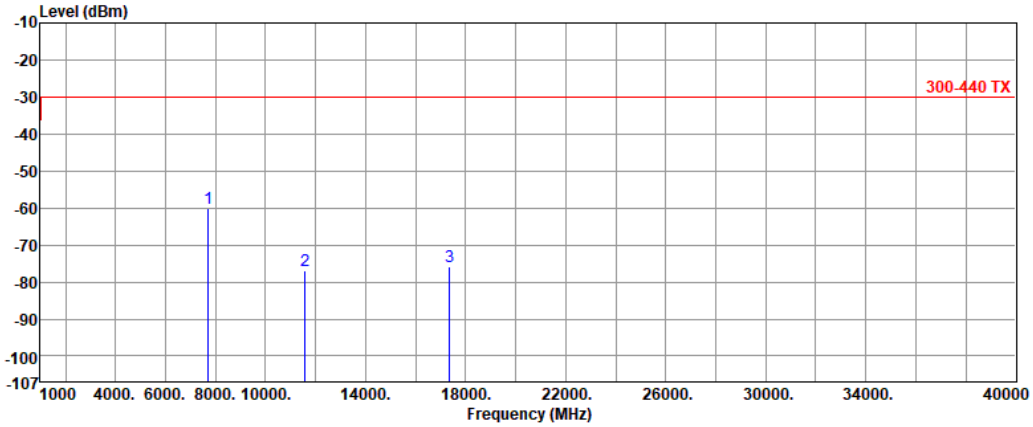

	Freq.	Measured value	Limit	Margin	Factor	Reading
	MHz	dBm	dBm	dB	dB	dBm
1	7713.24	-59.95	-30.00	-29.95	0.00	-59.95
2	11570.85	-76.98	-30.00	-46.98	0.00	-76.98
3	17355.63	-75.95	-30.00	-45.95	0.00	-75.95

Note 1: Measured Value (dBm) = Reading (dBm) + Factor (dB)
Note 2: Margin (dB) = Measured Value (dBm) – Limit (dBm)

Modulation	VHT20	Test Freq. (MHz)	5825

Test By :Nai Xu Temperature:24 Humidity(%):65

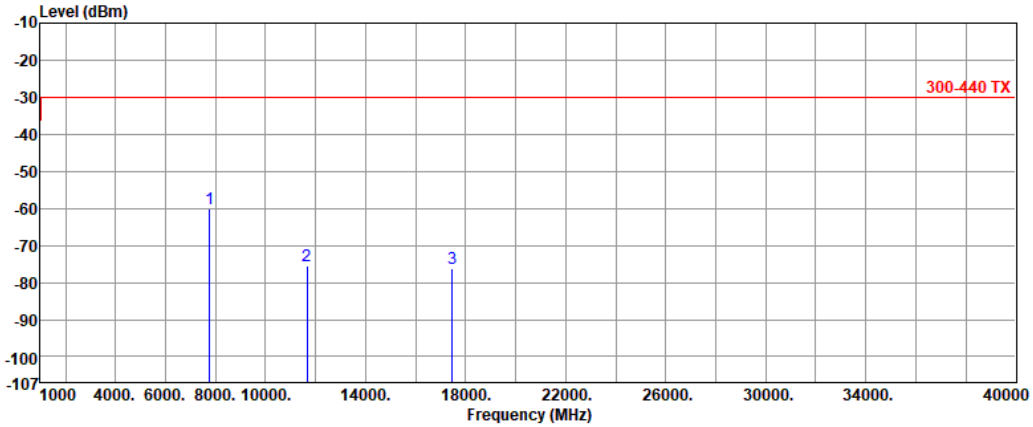

	Freq.	Measured value	Limit	Margin	Factor	Reading
	MHz	dBm	dBm	dB	dB	dBm
1	7766.53	-60.18	-30.00	-30.18	0.00	-60.18
2	11650.24	-75.38	-30.00	-45.38	0.00	-75.38
3	17475.41	-76.21	-30.00	-46.21	0.00	-76.21

Note 1: Measured Value (dBm) = Reading (dBm) + Factor (dB)
Note 2: Margin (dB) = Measured Value (dBm) – Limit (dBm)

Modulation	VHT40	Test Freq. (MHz)	5755

Test By :Nai Xu Temperature:24 Humidity(%):65

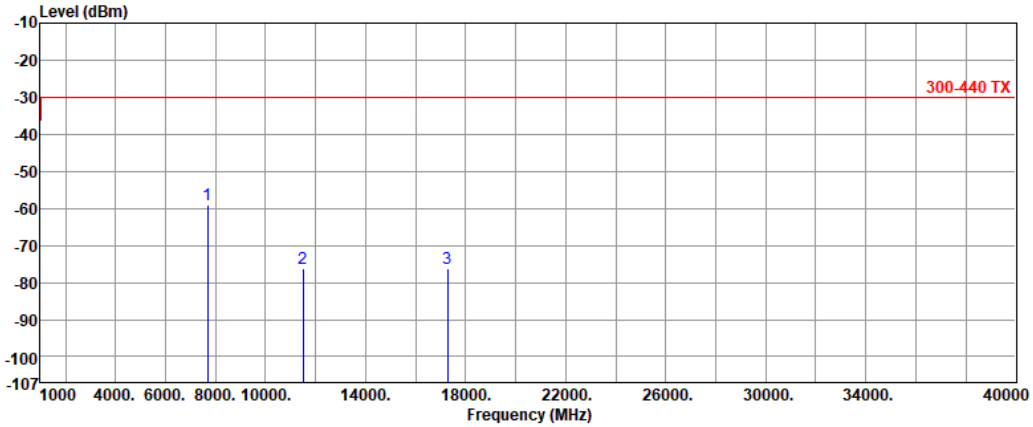

	Freq.	Measured value	Limit	Margin	Factor	Reading
	MHz	dBm	dBm	dB	dB	dBm
1	7673.26	-59.00	-30.00	-29.00	0.00	-59.00
2	11510.53	-76.13	-30.00	-46.13	0.00	-76.13
3	17265.76	-76.21	-30.00	-46.21	0.00	-76.21

Note 1: Measured Value (dBm) = Reading (dBm) + Factor (dB)
Note 2: Margin (dB) = Measured Value (dBm) – Limit (dBm)

Modulation	VHT40	Test Freq. (MHz)	5795

Test By :Nai Xu Temperature:24 Humidity(%):65

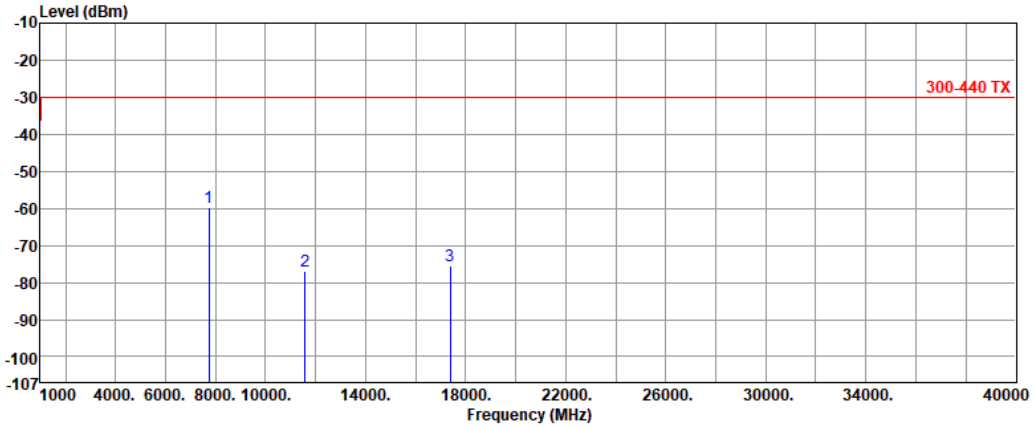

	Freq.	Measured value	Limit	Margin	Factor	Reading
	MHz	dBm	dBm	dB	dB	dBm
1	7726.61	-59.89	-30.00	-29.89	0.00	-59.89
2	11590.66	-76.98	-30.00	-46.98	0.00	-76.98
3	17385.23	-75.63	-30.00	-45.63	0.00	-75.63

Note 1: Measured Value (dBm) = Reading (dBm) + Factor (dB)
Note 2: Margin (dB) = Measured Value (dBm) – Limit (dBm)

Modulation	VHT80	Test Freq. (MHz)	5755

Test By :Nai Xu Temperature:24 Humidity(%):65

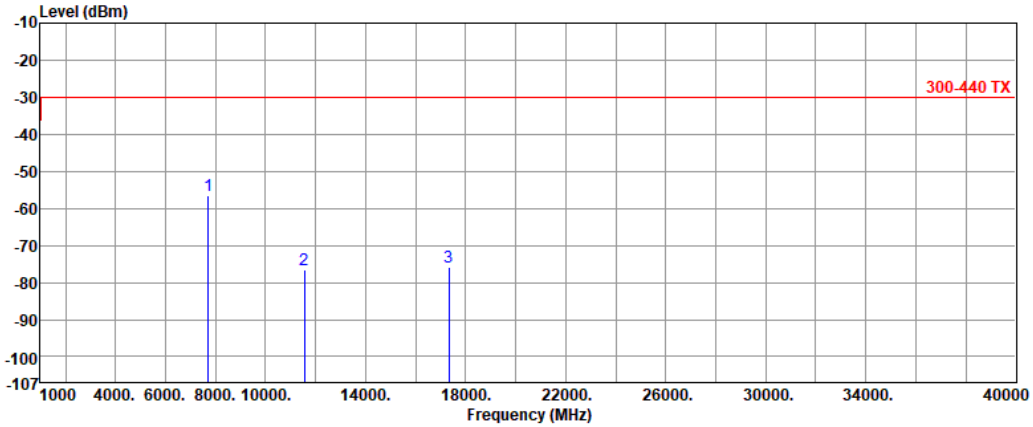

	Freq.	Measured value	Limit	Margin	Factor	Reading
	MHz	dBm	dBm	dB	dB	dBm
1	7700.90	-56.51	-30.00	-26.51	0.00	-56.51
2	11550.90	-76.42	-30.00	-46.42	0.00	-76.42
3	17325.28	-75.88	-30.00	-45.88	0.00	-75.88

Note 1: Measured Value (dBm) = Reading (dBm) + Factor (dB)
Note 2: Margin (dB) = Measured Value (dBm) – Limit (dBm)

3.3.6 Transmitter Radiated Unwanted Emissions (Below 1GHz)

Modulation	11a	Test Freq. (MHz)	5745
Polarization	Horizontal		

Test By :Nai Xu Temperature:24 Humidity(%):65

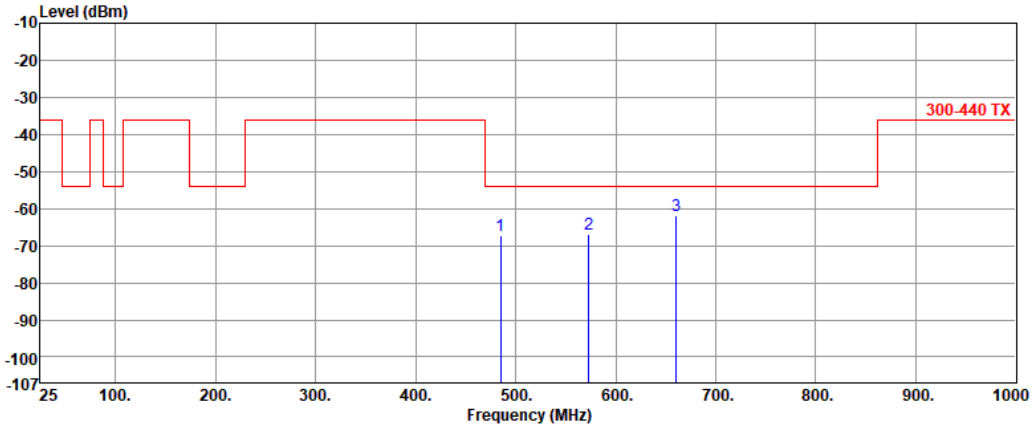

	Freq.	Measured value	Limit	Margin	Factor	Reading
	MHz	dBm	dBm	dB	dB	dBm
1	484.81	-67.39	-54.00	-13.39	3.56	-70.95
2	572.86	-66.81	-54.00	-12.81	5.20	-72.01
3	660.84	-61.85	-54.00	-7.85	7.20	-69.05

Note 1: Measured Value (dBm) = Reading (dBm) + Factor (dB)
Note 2: Margin (dB) = Measured Value (dBm) – Limit (dBm)

Modulation	11a	Test Freq. (MHz)	5745
Polarization	Vertical		

Test By :Nai Xu Temperature:24 Humidity(%):65

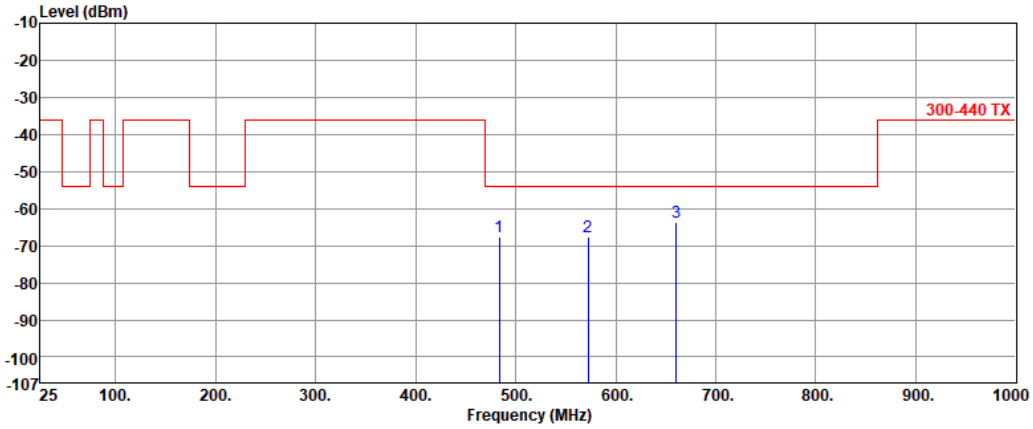

	Freq.	Measured value	Limit	Margin	Factor	Reading
	MHz	dBm	dBm	dB	dB	dBm
1	483.65	-67.48	-54.00	-13.48	3.71	-71.19
2	572.81	-67.65	-54.00	-13.65	4.91	-72.56
3	660.68	-63.57	-54.00	-9.57	7.35	-70.92

Note 1: Measured Value (dBm) = Reading (dBm) + Factor (dB)
Note 2: Margin (dB) = Measured Value (dBm) – Limit (dBm)

Modulation	11a	Test Freq. (MHz)	5785
Polarization	Horizontal		

Test By :Nai Xu Temperature:24 Humidity(%):65

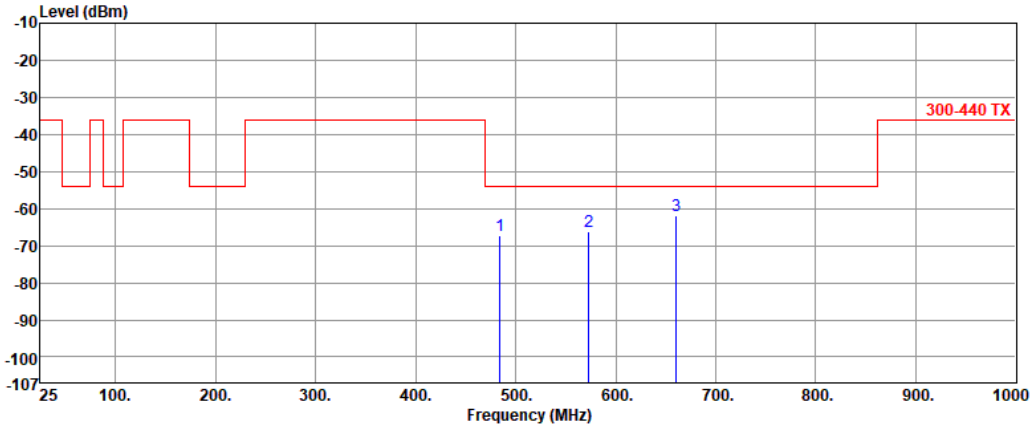

	Freq.	Measured value	Limit	Margin	Factor	Reading
	MHz	dBm	dBm	dB	dB	dBm
1	484.46	-67.31	-54.00	-13.31	3.56	-70.87
2	572.88	-66.21	-54.00	-12.21	5.20	-71.41
3	660.94	-61.84	-54.00	-7.84	7.20	-69.04

Note 1: Measured Value (dBm) = Reading (dBm) + Factor (dB)
Note 2: Margin (dB) = Measured Value (dBm) – Limit (dBm)

Modulation	11a	Test Freq. (MHz)	5785
Polarization	Vertical		

Test By :Nai Xu Temperature:24 Humidity(%):65

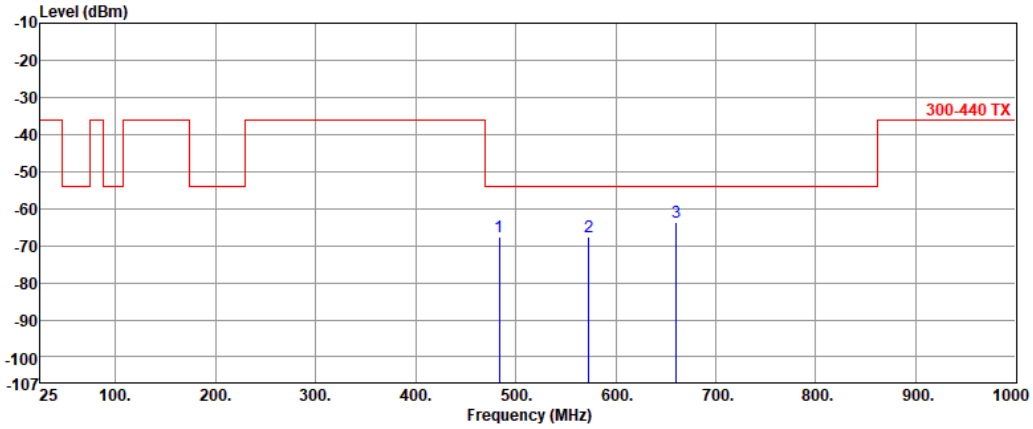

	Freq.	Measured value	Limit	Margin	Factor	Reading
	MHz	dBm	dBm	dB	dB	dBm
1	483.51	-67.57	-54.00	-13.57	3.71	-71.28
2	572.84	-67.54	-54.00	-13.54	4.91	-72.45
3	660.81	-63.60	-54.00	-9.60	7.36	-70.96

Note 1: Measured Value (dBm) = Reading (dBm) + Factor (dB)
Note 2: Margin (dB) = Measured Value (dBm) – Limit (dBm)

Modulation	11a	Test Freq. (MHz)	5825
Polarization	Horizontal		

Test By :Nai Xu Temperature:24 Humidity(%):65

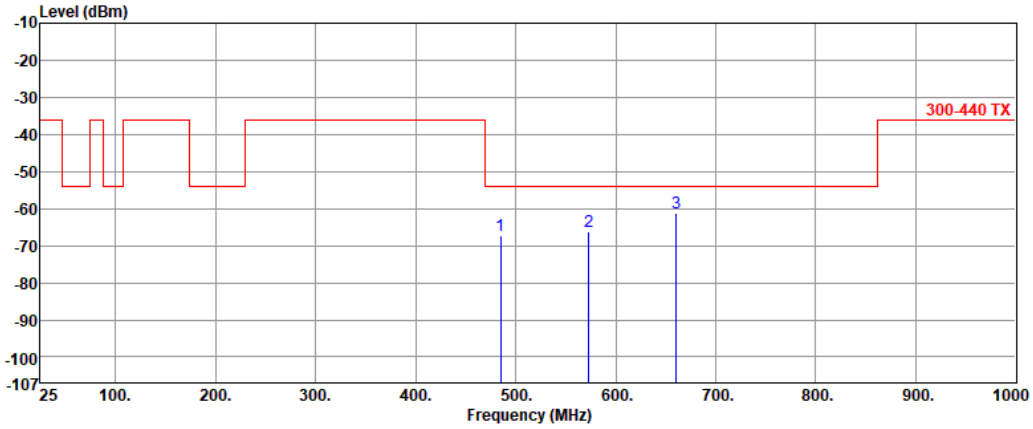

	Freq.	Measured value	Limit	Margin	Factor	Reading
	MHz	dBm	dBm	dB	dB	dBm
1	484.74	-67.20	-54.00	-13.20	3.56	-70.76
2	572.84	-66.21	-54.00	-12.21	5.20	-71.41
3	660.84	-61.18	-54.00	-7.18	7.20	-68.38

Note 1: Measured Value (dBm) = Reading (dBm) + Factor (dB)
Note 2: Margin (dB) = Measured Value (dBm) – Limit (dBm)

Modulation	11a	Test Freq. (MHz)	5825
Polarization	Vertical		

Test By :Nai Xu Temperature:24 Humidity(%):65

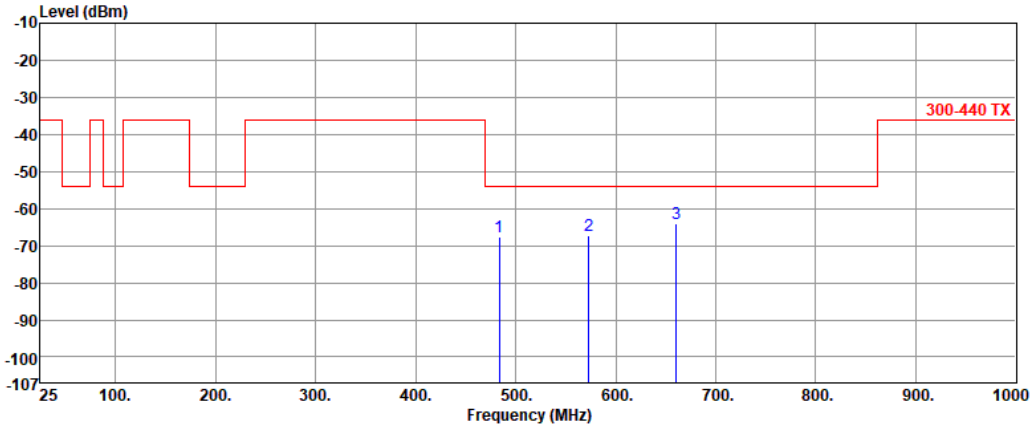

	Freq.	Measured value	Limit	Margin	Factor	Reading
	MHz	dBm	dBm	dB	dB	dBm
1	483.61	-67.71	-54.00	-13.71	3.71	-71.42
2	572.91	-67.29	-54.00	-13.29	4.91	-72.20
3	660.84	-63.91	-54.00	-9.91	7.36	-71.27

Note 1: Measured Value (dBm) = Reading (dBm) + Factor (dB)
Note 2: Margin (dB) = Measured Value (dBm) – Limit (dBm)

Modulation	VHT20	Test Freq. (MHz)	5745
Polarization	Horizontal		

Test By :Nai Xu Temperature:24 Humidity(%):65

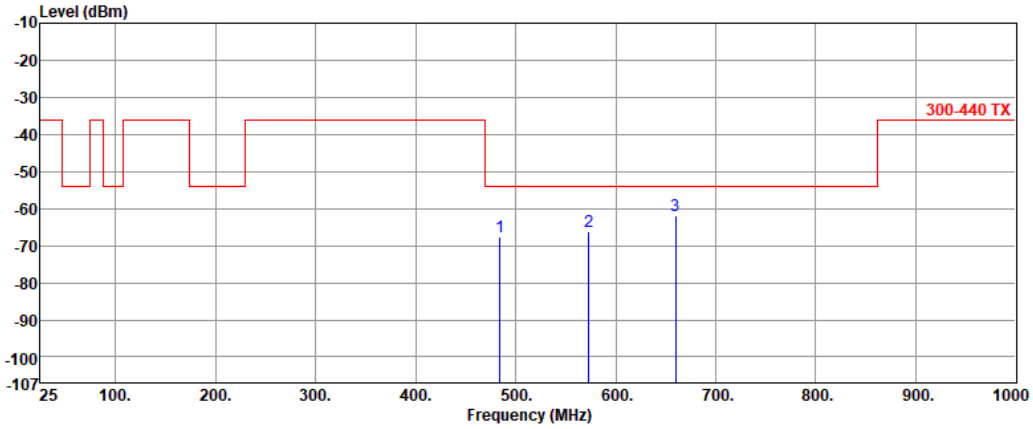

	Freq.	Measured value	Limit	Margin	Factor	Reading
	MHz	dBm	dBm	dB	dB	dBm
1	484.31	-67.71	-54.00	-13.71	3.57	-71.28
2	572.84	-66.21	-54.00	-12.21	5.20	-71.41
3	660.25	-61.77	-54.00	-7.77	7.18	-68.95

Note 1: Measured Value (dBm) = Reading (dBm) + Factor (dB)
Note 2: Margin (dB) = Measured Value (dBm) – Limit (dBm)

Modulation	VHT20	Test Freq. (MHz)	5745
Polarization	Vertical		

Test By :Nai Xu Temperature:24 Humidity(%):65

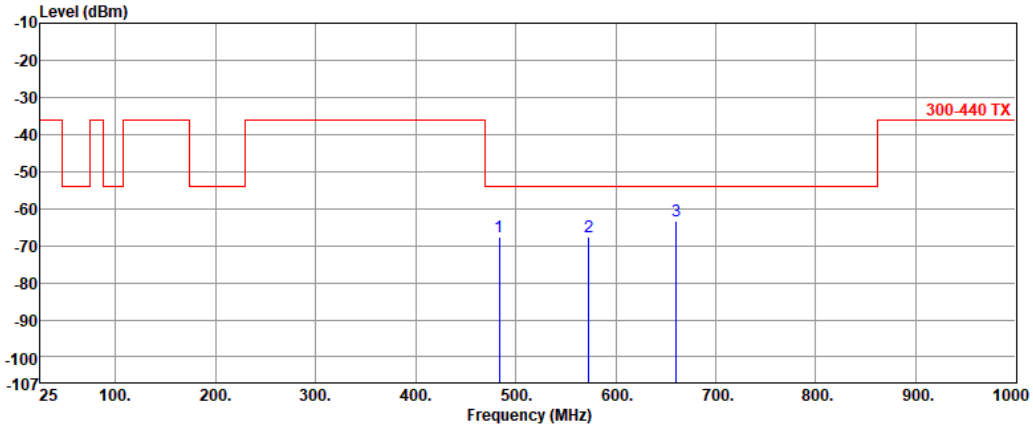

	Freq.	Measured value	Limit	Margin	Factor	Reading
	MHz	dBm	dBm	dB	dB	dBm
1	483.84	-67.71	-54.00	-13.71	3.71	-71.42
2	572.86	-67.52	-54.00	-13.52	4.91	-72.43
3	660.61	-63.20	-54.00	-9.20	7.35	-70.55

Note 1: Measured Value (dBm) = Reading (dBm) + Factor (dB)
Note 2: Margin (dB) = Measured Value (dBm) – Limit (dBm)

Modulation	VHT20	Test Freq. (MHz)	5785
Polarization	Horizontal		

Test By :Nai Xu Temperature:24 Humidity(%):65

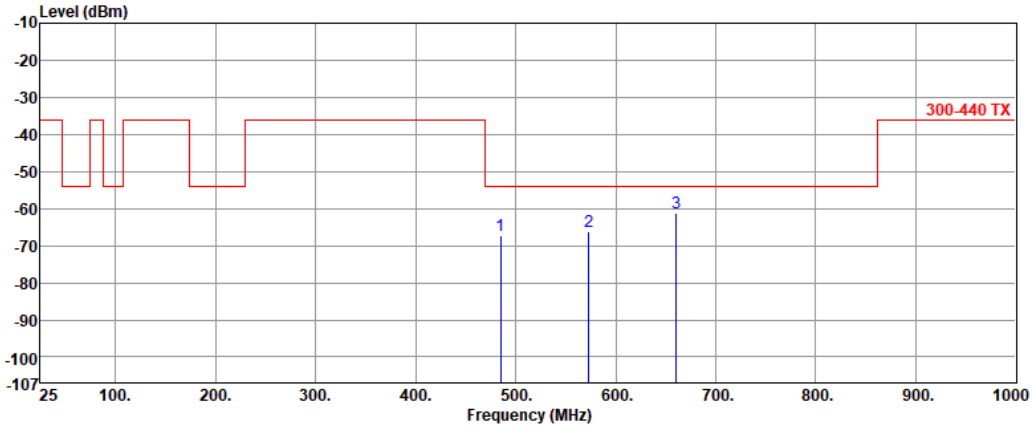

	Freq.	Measured value	Limit	Margin	Factor	Reading
	MHz	dBm	dBm	dB	dB	dBm
1	484.84	-67.27	-54.00	-13.27	3.56	-70.83
2	572.84	-66.20	-54.00	-12.20	5.20	-71.40
3	660.84	-61.10	-54.00	-7.10	7.20	-68.30

Note 1: Measured Value (dBm) = Reading (dBm) + Factor (dB)
Note 2: Margin (dB) = Measured Value (dBm) – Limit (dBm)

Modulation	VHT20	Test Freq. (MHz)	5785
Polarization	Vertical		

Test By :Nai Xu Temperature:24 Humidity(%):65

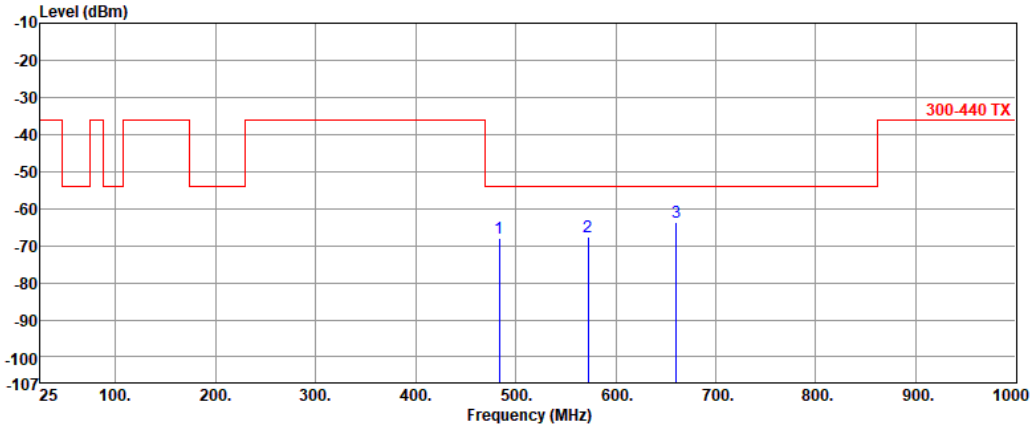

	Freq.	Measured value	Limit	Margin	Factor	Reading
	MHz	dBm	dBm	dB	dB	dBm
1	483.68	-67.81	-54.00	-13.81	3.71	-71.52
2	572.69	-67.71	-54.00	-13.71	4.90	-72.61
3	660.41	-63.52	-54.00	-9.52	7.34	-70.86

Note 1: Measured Value (dBm) = Reading (dBm) + Factor (dB)
Note 2: Margin (dB) = Measured Value (dBm) – Limit (dBm)

Modulation	VHT20	Test Freq. (MHz)	5825
Polarization	Horizontal		

Test By :Nai Xu Temperature:24 Humidity(%):65

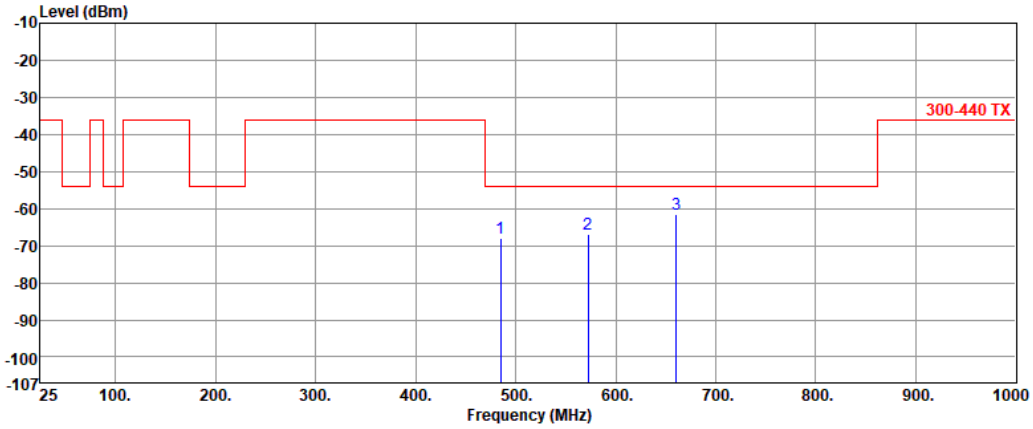

	Freq.	Measured value	Limit	Margin	Factor	Reading
	MHz	dBm	dBm	dB	dB	dBm
1	484.84	-67.81	-54.00	-13.81	3.56	-71.37
2	572.61	-66.91	-54.00	-12.91	5.18	-72.09
3	660.84	-61.72	-54.00	-7.72	7.20	-68.92

Note 1: Measured Value (dBm) = Reading (dBm) + Factor (dB)
Note 2: Margin (dB) = Measured Value (dBm) – Limit (dBm)

Modulation	VHT20	Test Freq. (MHz)	5825
Polarization	Vertical		

Test By :Nai Xu Temperature:24 Humidity(%):65

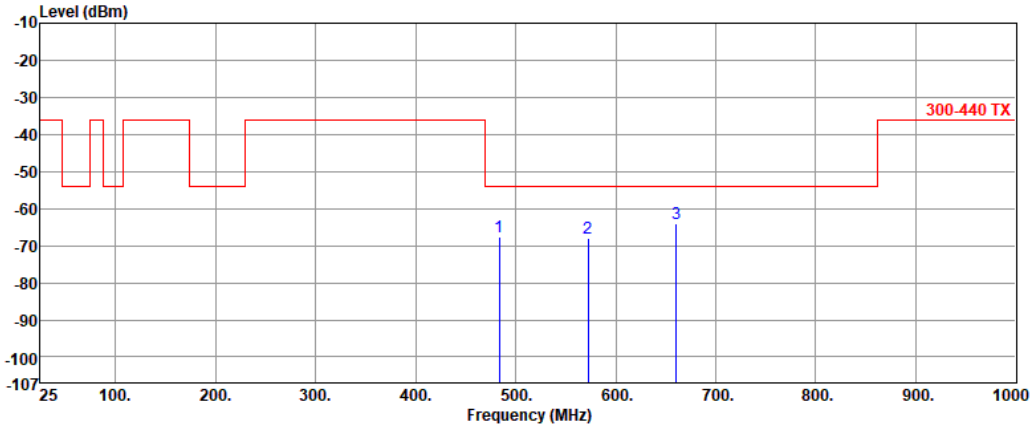

	Freq.	Measured value	Limit	Margin	Factor	Reading
	MHz	dBm	dBm	dB	dB	dBm
1	483.86	-67.51	-54.00	-13.51	3.71	-71.22
2	572.65	-67.97	-54.00	-13.97	4.90	-72.87
3	660.68	-63.88	-54.00	-9.88	7.35	-71.23

Note 1: Measured Value (dBm) = Reading (dBm) + Factor (dB)
Note 2: Margin (dB) = Measured Value (dBm) – Limit (dBm)

Modulation	VHT40	Test Freq. (MHz)	5755
Polarization	Horizontal		

Test By :Nai Xu Temperature:24 Humidity(%):65

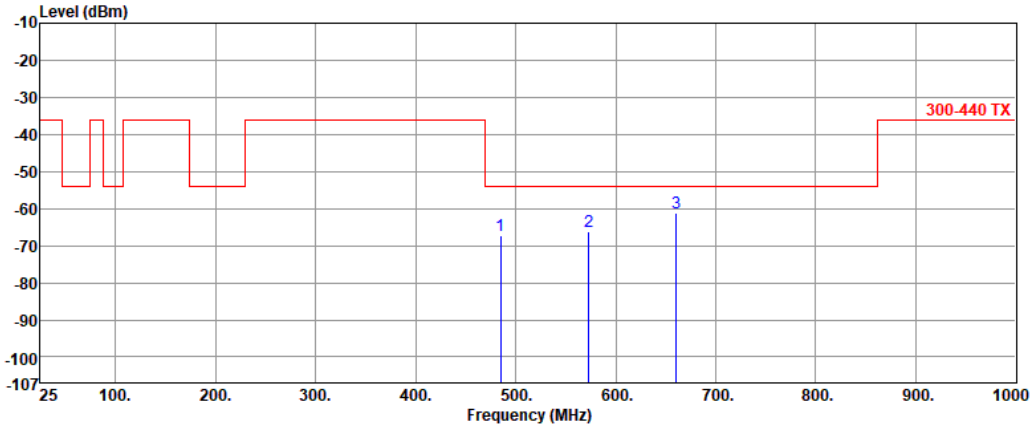

	Freq.	Measured value	Limit	Margin	Factor	Reading
	MHz	dBm	dBm	dB	dB	dBm
1	484.84	-67.26	-54.00	-13.26	3.56	-70.82
2	572.91	-66.30	-54.00	-12.30	5.20	-71.50
3	660.76	-61.29	-54.00	-7.29	7.19	-68.48

Note 1: Measured Value (dBm) = Reading (dBm) + Factor (dB)
Note 2: Margin (dB) = Measured Value (dBm) – Limit (dBm)

Modulation	VHT40	Test Freq. (MHz)	5755
Polarization	Vertical		

Test By :Nai Xu Temperature:24 Humidity(%):65

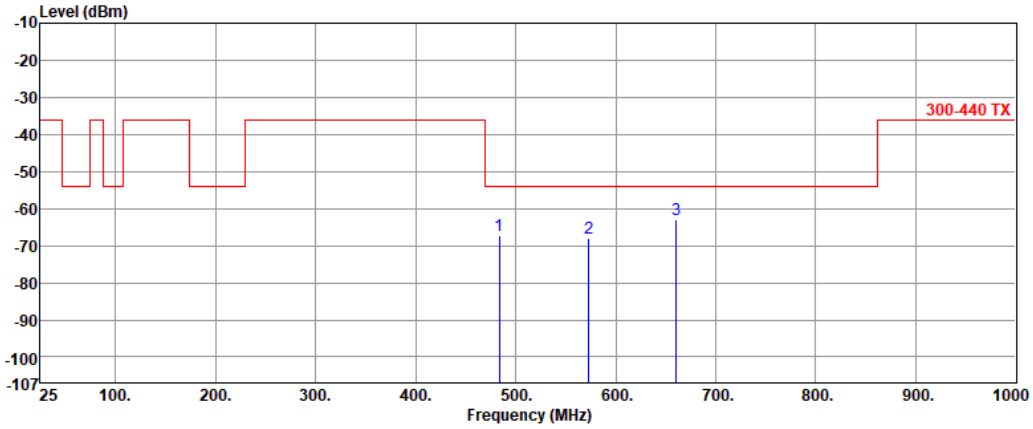

	Freq.	Measured value	Limit	Margin	Factor	Reading
	MHz	dBm	dBm	dB	dB	dBm
1	483.64	-67.22	-54.00	-13.22	3.71	-70.93
2	572.85	-67.86	-54.00	-13.86	4.91	-72.77
3	660.61	-63.11	-54.00	-9.11	7.35	-70.46

Note 1: Measured Value (dBm) = Reading (dBm) + Factor (dB)
Note 2: Margin (dB) = Measured Value (dBm) – Limit (dBm)

Modulation	VHT40	Test Freq. (MHz)	5795
Polarization	Horizontal		

Test By :Nai Xu Temperature:24 Humidity(%):65

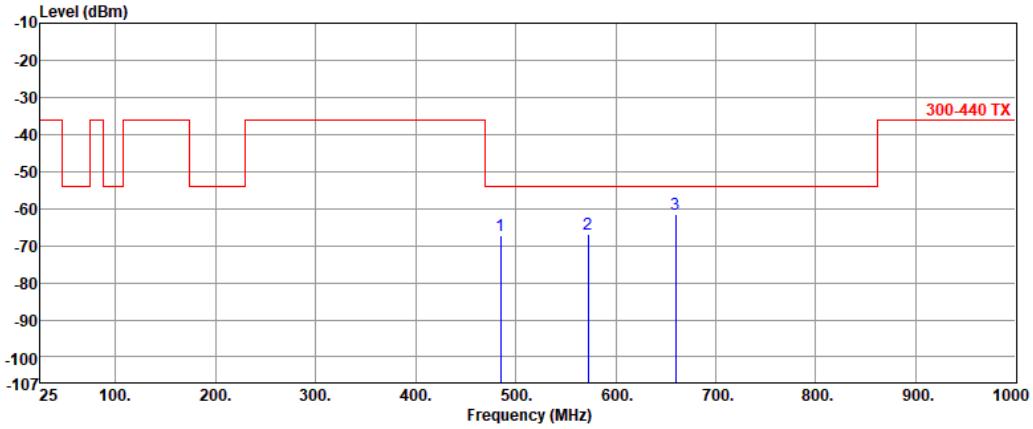

	Freq.	Measured value	Limit	Margin	Factor	Reading
	MHz	dBm	dBm	dB	dB	dBm
1	484.84	-67.35	-54.00	-13.35	3.56	-70.91
2	572.48	-66.84	-54.00	-12.84	5.17	-72.01
3	660.14	-61.43	-54.00	-7.43	7.17	-68.60

Note 1: Measured Value (dBm) = Reading (dBm) + Factor (dB)
Note 2: Margin (dB) = Measured Value (dBm) – Limit (dBm)

Modulation	VHT40	Test Freq. (MHz)	5795
Polarization	Vertical		

Test By :Nai Xu Temperature:24 Humidity(%):65

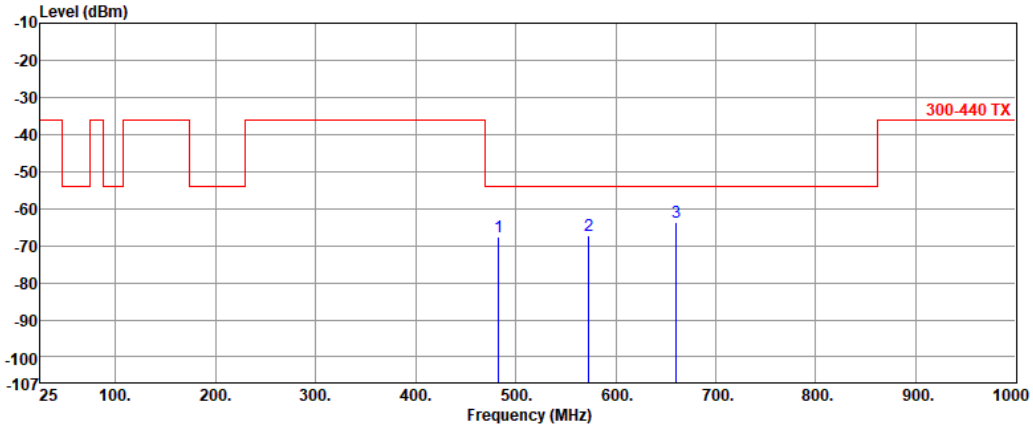

	Freq.	Measured value	Limit	Margin	Factor	Reading
	MHz	dBm	dBm	dB	dB	dBm
1	483.17	-67.53	-54.00	-13.53	3.71	-71.24
2	572.84	-67.21	-54.00	-13.21	4.91	-72.12
3	660.41	-63.81	-54.00	-9.81	7.34	-71.15

Note 1: Measured Value (dBm) = Reading (dBm) + Factor (dB)
Note 2: Margin (dB) = Measured Value (dBm) – Limit (dBm)

Modulation	VHT80	Test Freq. (MHz)	5775
Polarization	Horizontal		

Test By :Nai Xu Temperature:24 Humidity(%):65

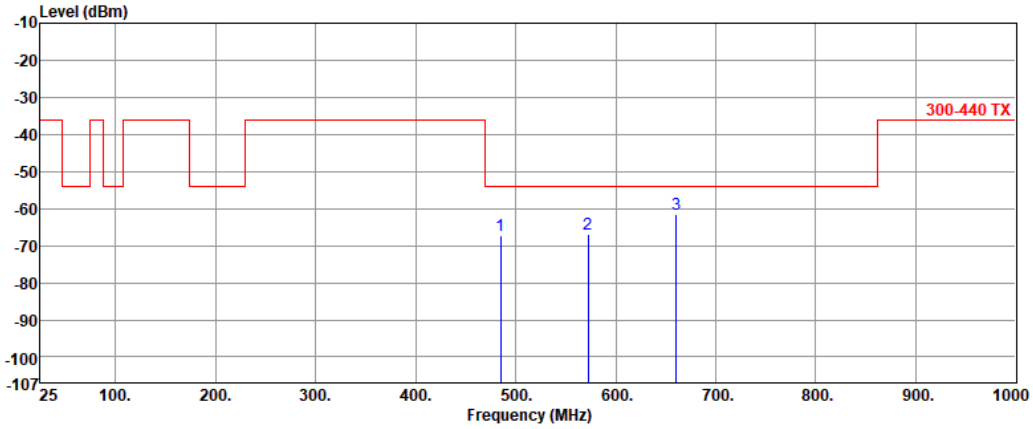

	Freq.	Measured value	Limit	Margin	Factor	Reading
	MHz	dBm	dBm	dB	dB	dBm
1	484.84	-67.39	-54.00	-13.39	3.56	-70.95
2	572.64	-66.81	-54.00	-12.81	5.18	-71.99
3	660.84	-61.51	-54.00	-7.51	7.20	-68.71

Note 1: Measured Value (dBm) = Reading (dBm) + Factor (dB)
Note 2: Margin (dB) = Measured Value (dBm) – Limit (dBm)

Modulation	VHT80	Test Freq. (MHz)	5775
Polarization	Vertical		

Test By :Nai Xu Temperature:24 Humidity(%):65

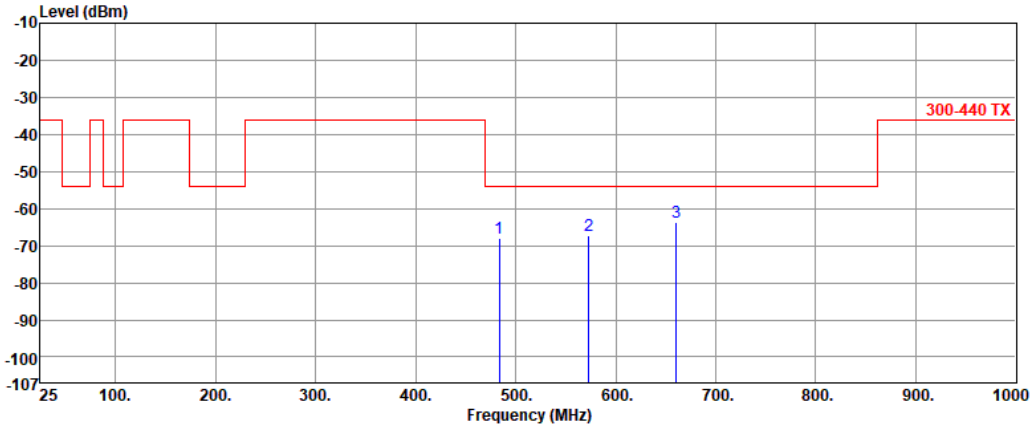

	Freq.	Measured value	Limit	Margin	Factor	Reading
	MHz	dBm	dBm	dB	dB	dBm
1	483.56	-67.84	-54.00	-13.84	3.71	-71.55
2	572.85	-67.25	-54.00	-13.25	4.91	-72.16
3	660.86	-63.71	-54.00	-9.71	7.36	-71.07

Note 1: Measured Value (dBm) = Reading (dBm) + Factor (dB)
Note 2: Margin (dB) = Measured Value (dBm) – Limit (dBm)

3.3.7 Transmitter Radiated Unwanted Emissions (Above 1GHz)

Modulation	11a	Test Freq. (MHz)	5745
Polarization	Horizontal		

Test By :Nai Xu Temperature:24 Humidity(%):65

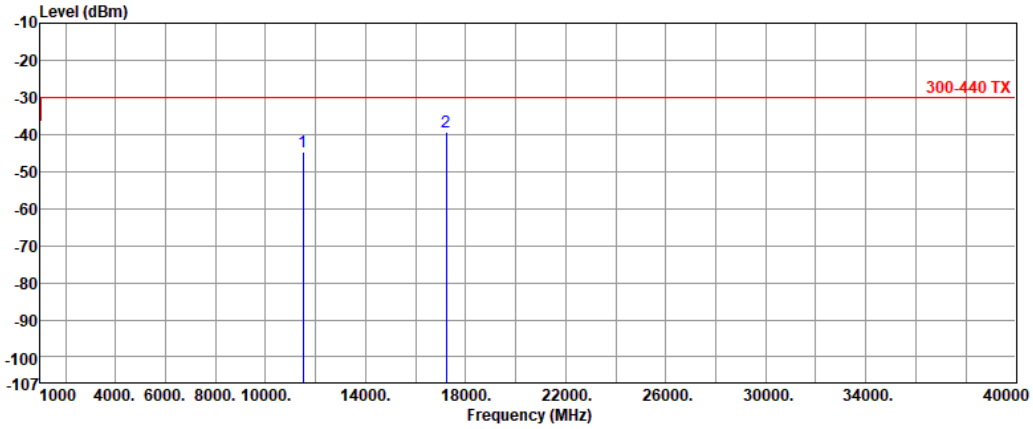

	Freq.	Measured value	Limit	Margin	Factor	Reading
	MHz	dBm	dBm	dB	dB	dBm
1	11490.19	-44.78	-30.00	-14.78	21.73	-66.51
2	17235.86	-39.36	-30.00	-9.36	25.45	-64.81

Note 1: Measured Value (dBm) = Reading (dBm) + Factor (dB)
Note 2: Margin (dB) = Measured Value (dBm) – Limit (dBm)

Modulation	11a	Test Freq. (MHz)	5745
Polarization	Vertical		

Test By :Nai Xu Temperature:24 Humidity(%):65

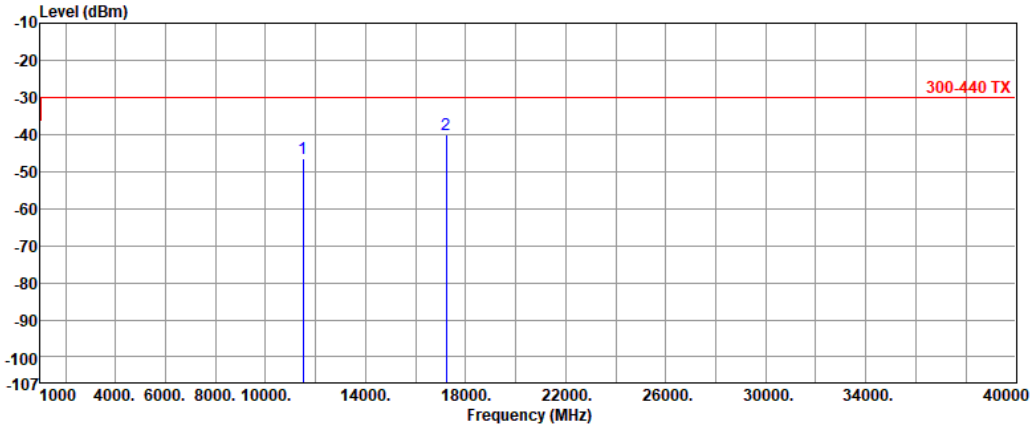

	Freq.	Measured value	Limit	Margin	Factor	Reading
	MHz	dBm	dBm	dB	dB	dBm
1	11490.16	-46.47	-30.00	-16.47	20.91	-67.38
2	17235.71	-40.21	-30.00	-10.21	24.77	-64.98

Note 1: Measured Value (dBm) = Reading (dBm) + Factor (dB)
Note 2: Margin (dB) = Measured Value (dBm) – Limit (dBm)

Modulation	11a	Test Freq. (MHz)	5785
Polarization	Horizontal		

Test By :Nai Xu Temperature:24 Humidity(%):65

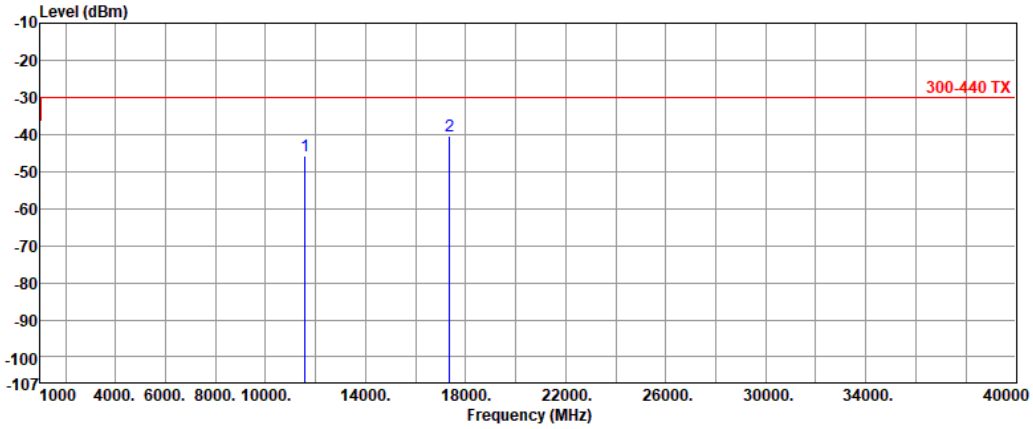

	Freq.	Measured value	Limit	Margin	Factor	Reading
	MHz	dBm	dBm	dB	dB	dBm
1	11570.86	-45.91	-30.00	-15.91	21.40	-67.31
2	17355.41	-40.41	-30.00	-10.41	26.32	-66.73

Note 1: Measured Value (dBm) = Reading (dBm) + Factor (dB)
Note 2: Margin (dB) = Measured Value (dBm) – Limit (dBm)

Modulation	11a	Test Freq. (MHz)	5785
Polarization	Vertical		

Test By :Nai Xu Temperature:24 Humidity(%):65

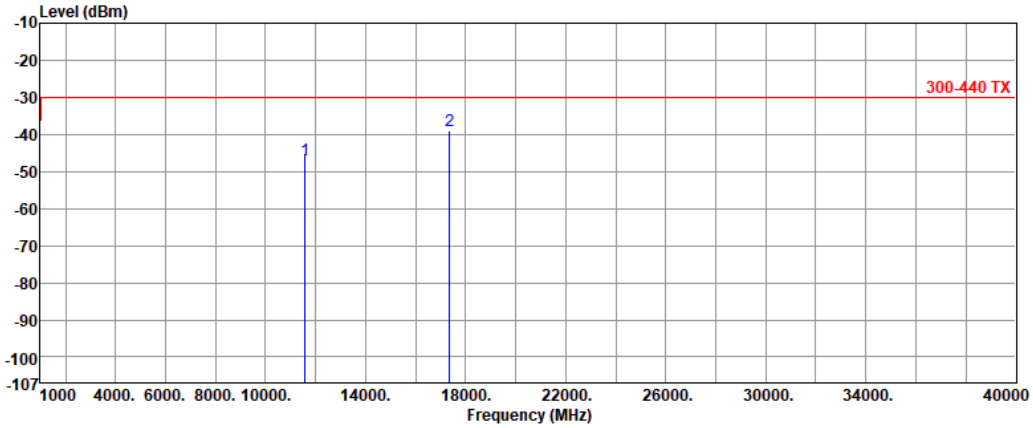

	Freq.	Measured value	Limit	Margin	Factor	Reading
	MHz	dBm	dBm	dB	dB	dBm
1	11570.71	-46.98	-30.00	-16.98	20.58	-67.56
2	17354.94	-38.83	-30.00	-8.83	25.51	-64.34

Note 1: Measured Value (dBm) = Reading (dBm) + Factor (dB)
Note 2: Margin (dB) = Measured Value (dBm) – Limit (dBm)

Modulation	11a	Test Freq. (MHz)	5825
Polarization	Horizontal		

Test By :Nai Xu Temperature:24 Humidity(%):65

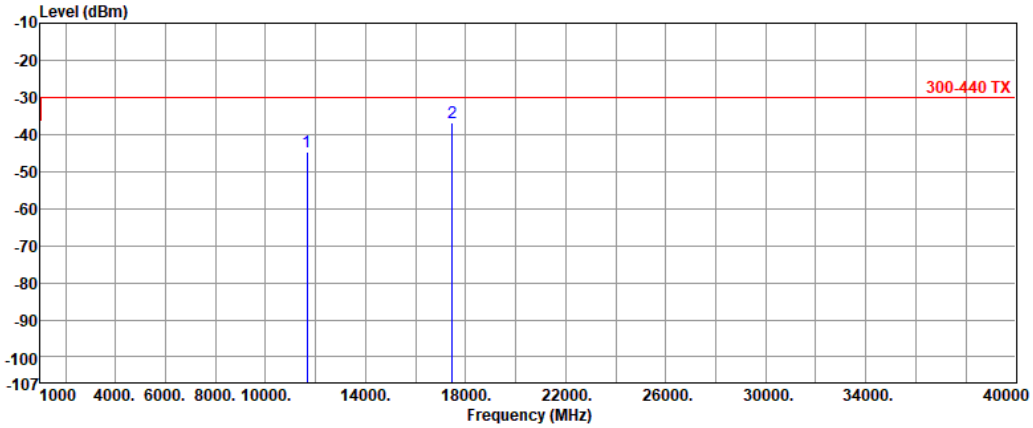

	Freq.	Measured value	Limit	Margin	Factor	Reading
	MHz	dBm	dBm	dB	dB	dBm
1	11650.14	-44.87	-30.00	-14.87	21.15	-66.02
2	17475.27	-36.97	-30.00	-6.97	27.73	-64.70

Note 1: Measured Value (dBm) = Reading (dBm) + Factor (dB)
Note 2: Margin (dB) = Measured Value (dBm) – Limit (dBm)

Modulation	11a	Test Freq. (MHz)	5825
Polarization	Vertical		

Test By :Nai Xu Temperature:24 Humidity(%):65

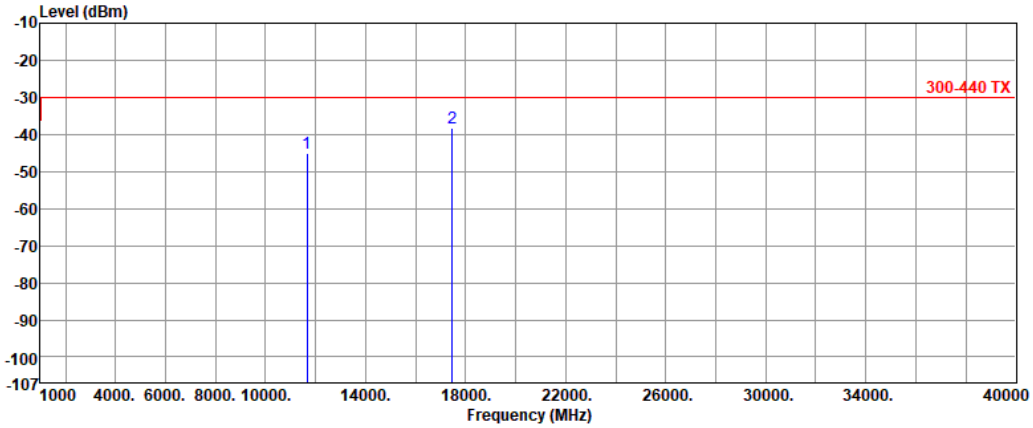

	Freq.	Measured value	Limit	Margin	Factor	Reading
	MHz	dBm	dBm	dB	dB	dBm
1	11650.17	-45.12	-30.00	-15.12	20.33	-65.45
2	17475.89	-38.27	-30.00	-8.27	26.67	-64.94

Note 1: Measured Value (dBm) = Reading (dBm) + Factor (dB)
Note 2: Margin (dB) = Measured Value (dBm) – Limit (dBm)

Modulation	VHT20	Test Freq. (MHz)	5745
Polarization	Horizontal		

Test By :Nai Xu Temperature:24 Humidity(%):65

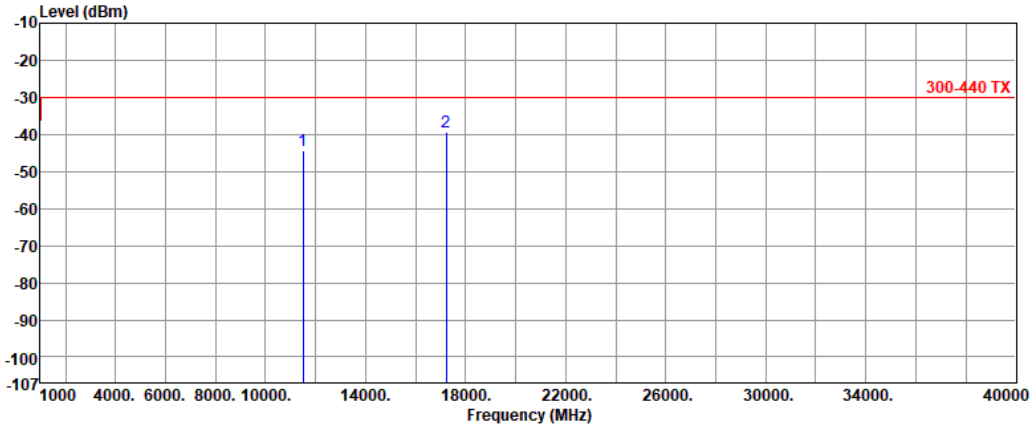

	Freq.	Measured value	Limit	Margin	Factor	Reading
	MHz	dBm	dBm	dB	dB	dBm
1	11490.71	-44.42	-30.00	-14.42	21.73	-66.15
2	17235.61	-39.21	-30.00	-9.21	25.44	-64.65

Note 1: Measured Value (dBm) = Reading (dBm) + Factor (dB)
Note 2: Margin (dB) = Measured Value (dBm) – Limit (dBm)

Modulation	VHT20	Test Freq. (MHz)	5745
Polarization	Vertical		

Test By :Nai Xu Temperature:24 Humidity(%):65

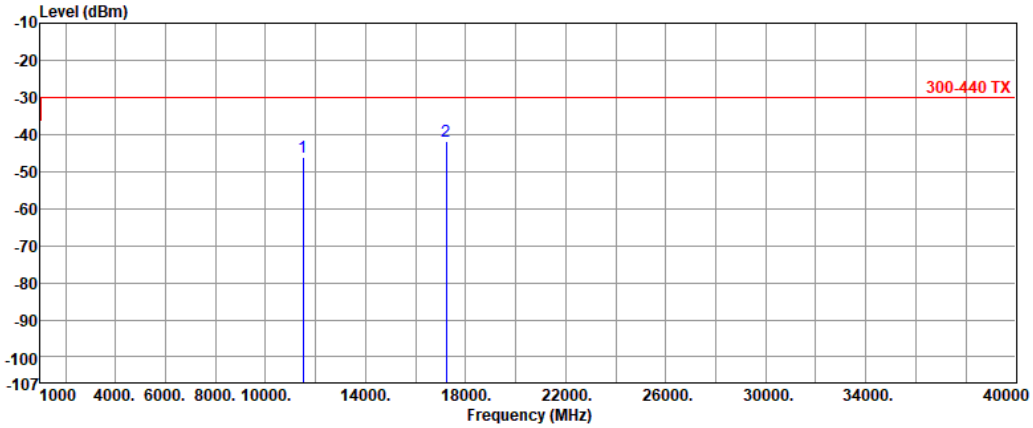

	Freq.	Measured value	Limit	Margin	Factor	Reading
	MHz	dBm	dBm	dB	dB	dBm
1	11490.61	-46.25	-30.00	-16.25	20.91	-67.16
2	17235.71	-41.72	-30.00	-11.72	24.77	-66.49

Note 1: Measured Value (dBm) = Reading (dBm) + Factor (dB)
Note 2: Margin (dB) = Measured Value (dBm) – Limit (dBm)

Modulation	VHT20	Test Freq. (MHz)	5785
Polarization	Horizontal		

Test By :Nai Xu Temperature:24 Humidity(%):65

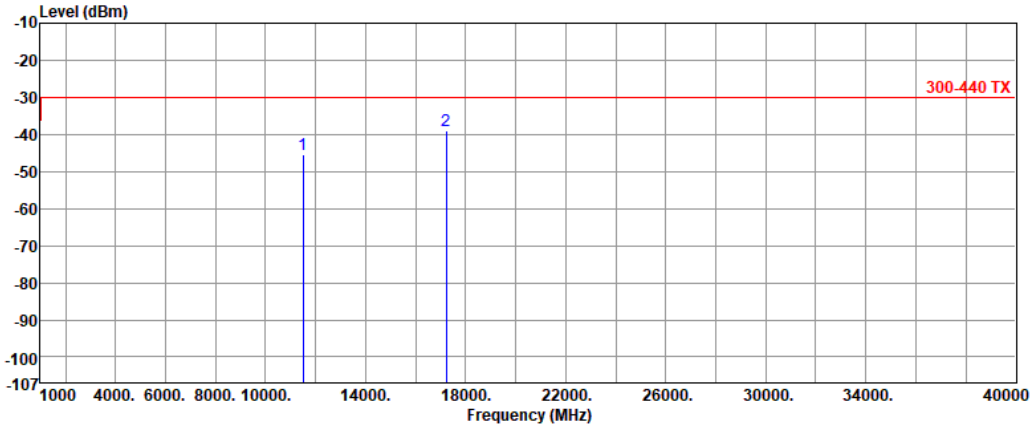

	Freq.	Measured value	Limit	Margin	Factor	Reading
	MHz	dBm	dBm	dB	dB	dBm
1	11490.71	-45.40	-30.00	-15.40	21.73	-67.13
2	17233.17	-38.98	-30.00	-8.98	25.43	-64.41

Note 1: Measured Value (dBm) = Reading (dBm) + Factor (dB)
Note 2: Margin (dB) = Measured Value (dBm) – Limit (dBm)

Modulation	VHT20	Test Freq. (MHz)	5785
Polarization	Vertical		

Test By :Nai Xu Temperature:24 Humidity(%):65

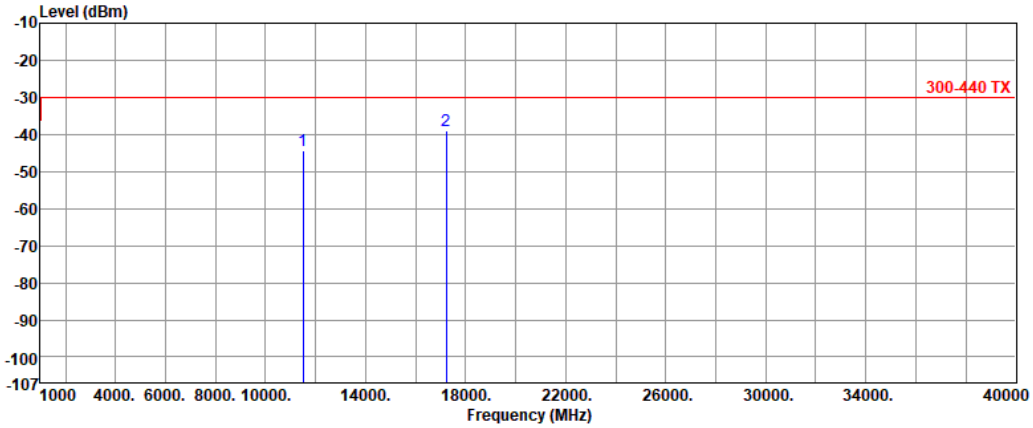

	Freq.	Measured value	Limit	Margin	Factor	Reading
	MHz	dBm	dBm	dB	dB	dBm
1	11490.38	-44.36	-30.00	-14.36	20.91	-65.27
2	17235.28	-39.00	-30.00	-9.00	24.77	-63.77

Note 1: Measured Value (dBm) = Reading (dBm) + Factor (dB)
Note 2: Margin (dB) = Measured Value (dBm) – Limit (dBm)

Modulation	VHT20	Test Freq. (MHz)	5825
Polarization	Horizontal		

Test By :Nai Xu Temperature:24 Humidity(%):65

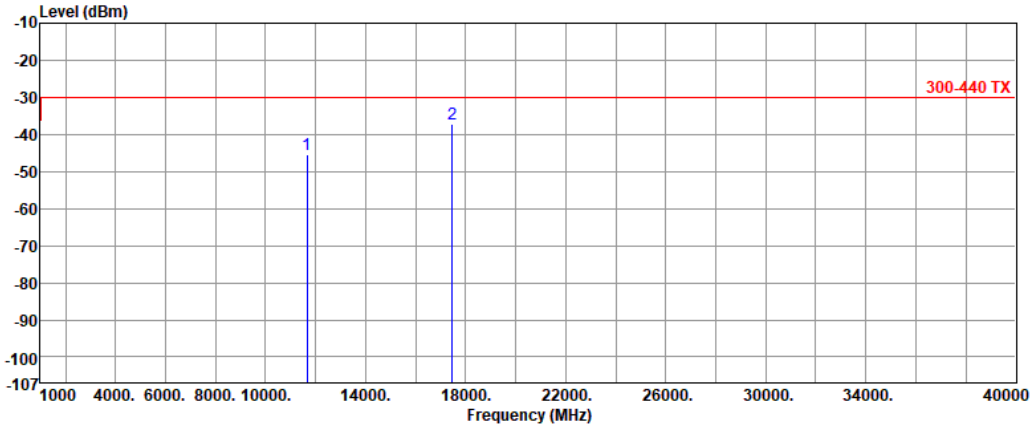

	Freq.	Measured value	Limit	Margin	Factor	Reading
	MHz	dBm	dBm	dB	dB	dBm
1	11650.37	-45.53	-30.00	-15.53	21.15	-66.68
2	17475.74	-37.28	-30.00	-7.28	27.74	-65.02

Note 1: Measured Value (dBm) = Reading (dBm) + Factor (dB)
Note 2: Margin (dB) = Measured Value (dBm) – Limit (dBm)

Modulation	VHT20	Test Freq. (MHz)	5825
Polarization	Vertical		

Test By :Nai Xu Temperature:24 Humidity(%):65

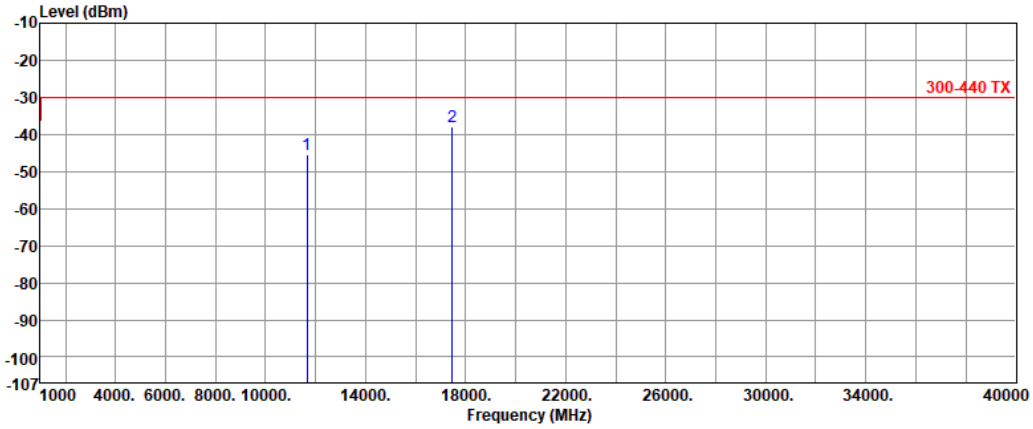

	Freq.	Measured value	Limit	Margin	Factor	Reading
	MHz	dBm	dBm	dB	dB	dBm
1	11650.43	-45.42	-30.00	-15.42	20.33	-65.75
2	17475.74	-38.00	-30.00	-8.00	26.66	-64.66

Note 1: Measured Value (dBm) = Reading (dBm) + Factor (dB)
Note 2: Margin (dB) = Measured Value (dBm) – Limit (dBm)

Modulation	VHT40	Test Freq. (MHz)	5755
Polarization	Horizontal		

Test By :Nai Xu Temperature:24 Humidity(%):65

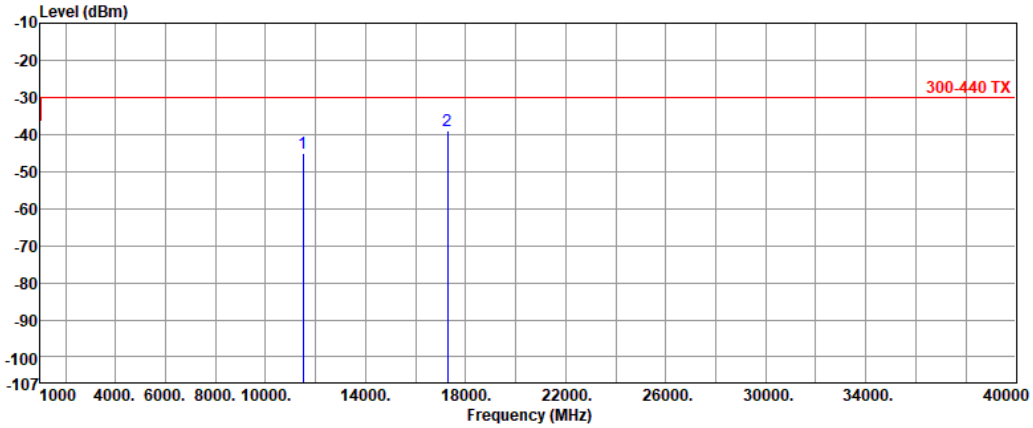

	Freq.	Measured value	Limit	Margin	Factor	Reading
	MHz	dBm	dBm	dB	dB	dBm
1	11510.31	-44.99	-30.00	-14.99	21.68	-66.67
2	17265.61	-39.17	-30.00	-9.17	25.68	-64.85

Note 1: Measured Value (dBm) = Reading (dBm) + Factor (dB)
Note 2: Margin (dB) = Measured Value (dBm) – Limit (dBm)

Modulation	VHT40	Test Freq. (MHz)	5755
Polarization	Vertical		

Test By :Nai Xu Temperature:24 Humidity(%):65

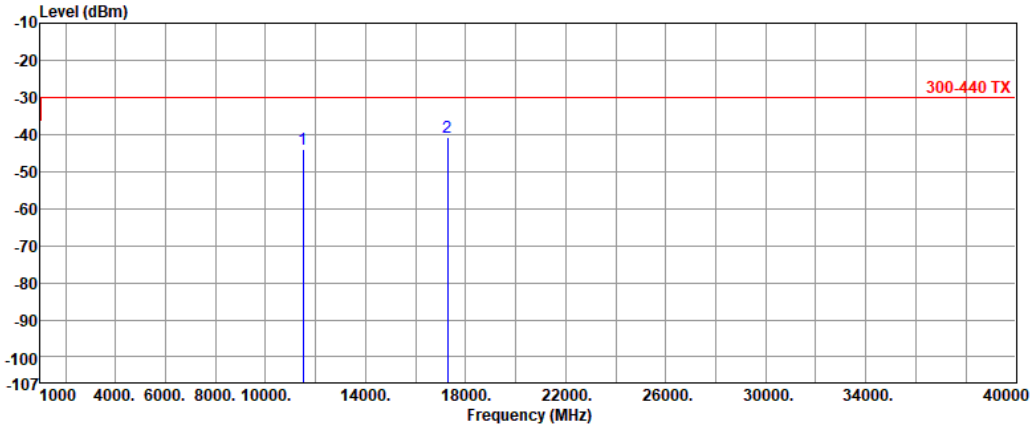

	Freq.	Measured value	Limit	Margin	Factor	Reading
	MHz	dBm	dBm	dB	dB	dBm
1	11510.91	-44.11	-30.00	-14.11	20.86	-64.97
2	17265.61	-40.69	-30.00	-10.69	24.97	-65.66

Note 1: Measured Value (dBm) = Reading (dBm) + Factor (dB)
Note 2: Margin (dB) = Measured Value (dBm) – Limit (dBm)

Modulation	VHT40	Test Freq. (MHz)	5795
Polarization	Horizontal		

Test By :Nai Xu Temperature:24 Humidity(%):65

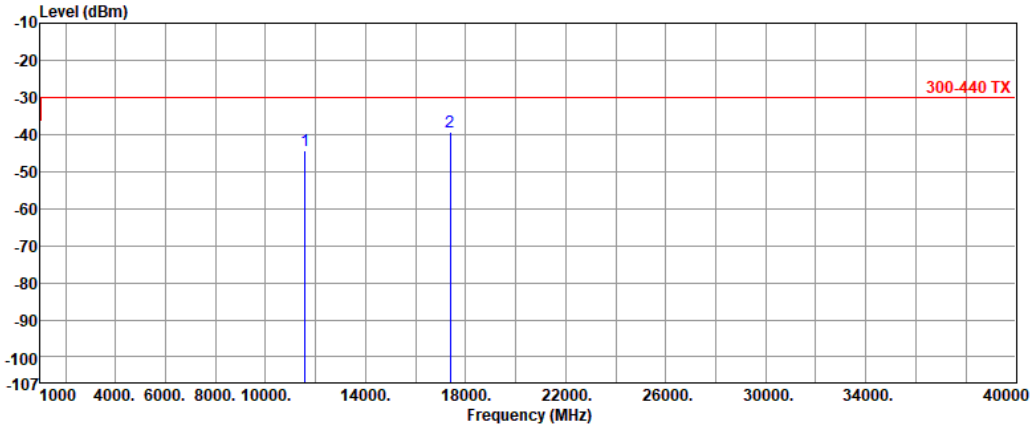

	Freq.	Measured value	Limit	Margin	Factor	Reading
	MHz	dBm	dBm	dB	dB	dBm
1	11590.85	-44.31	-30.00	-14.31	21.30	-65.61
2	17385.11	-39.31	-30.00	-9.31	26.53	-65.84

Note 1: Measured Value (dBm) = Reading (dBm) + Factor (dB)
Note 2: Margin (dB) = Measured Value (dBm) – Limit (dBm)

Modulation	VHT40	Test Freq. (MHz)	5795
Polarization	Vertical		

Test By :Nai Xu Temperature:24 Humidity(%):65

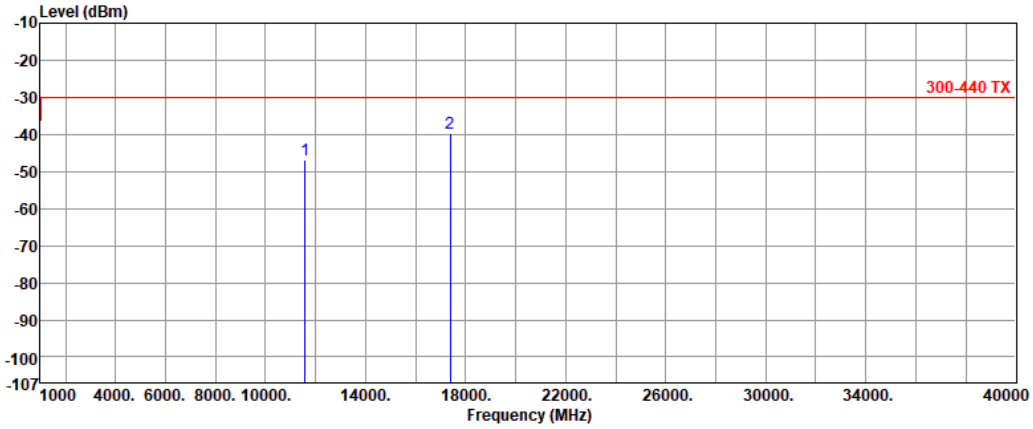

	Freq.	Measured value	Limit	Margin	Factor	Reading
	MHz	dBm	dBm	dB	dB	dBm
1	11590.30	-46.74	-30.00	-16.74	20.49	-67.23
2	17385.13	-39.63	-30.00	-9.63	25.69	-65.32

Note 1: Measured Value (dBm) = Reading (dBm) + Factor (dB)
Note 2: Margin (dB) = Measured Value (dBm) – Limit (dBm)

Modulation	VHT80	Test Freq. (MHz)	5775
Polarization	Horizontal		

Test By :Nai Xu Temperature:24 Humidity(%):65

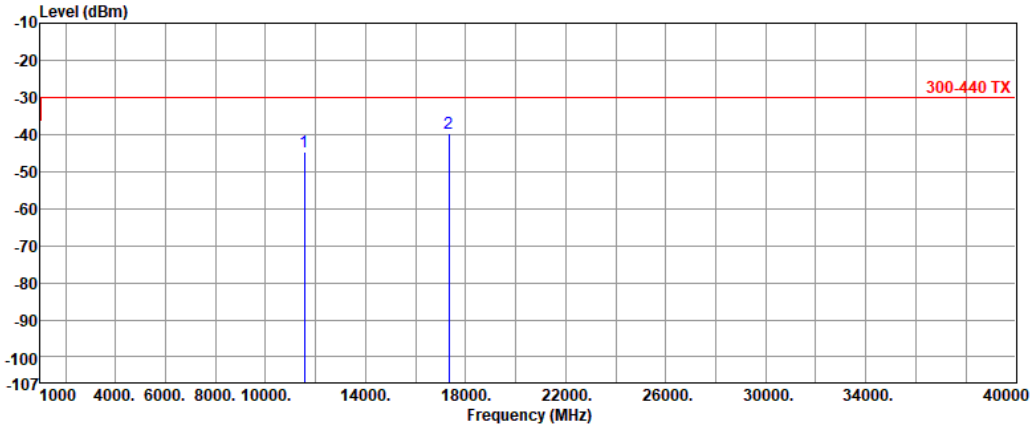

	Freq.	Measured value	Limit	Margin	Factor	Reading
	MHz	dBm	dBm	dB	dB	dBm
1	11550.17	-44.77	-30.00	-14.77	21.50	-66.27
2	17325.68	-39.77	-30.00	-9.77	26.11	-65.88

Note 1: Measured Value (dBm) = Reading (dBm) + Factor (dB)
Note 2: Margin (dB) = Measured Value (dBm) – Limit (dBm)

Modulation	VHT80	Test Freq. (MHz)	5775
Polarization	Vertical		

Test By :Nai Xu Temperature:24 Humidity(%):65

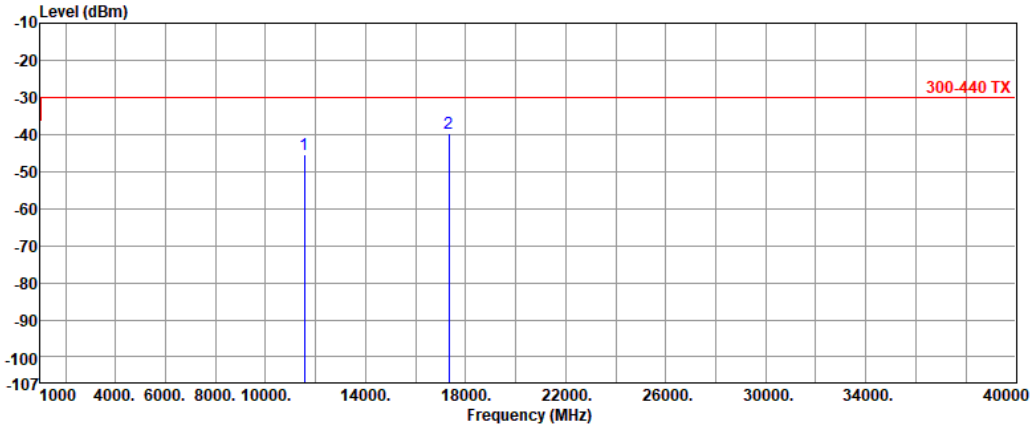

	Freq.	Measured value	Limit	Margin	Factor	Reading
	MHz	dBm	dBm	dB	dB	dBm
1	11550.27	-45.47	-30.00	-15.47	20.68	-66.15
2	17325.27	-39.59	-30.00	-9.59	25.33	-64.92

Note 1: Measured Value (dBm) = Reading (dBm) + Factor (dB)
Note 2: Margin (dB) = Measured Value (dBm) – Limit (dBm)

Configuration 5

3.3.8 Transmitter Conducted Unwanted Emissions (Below 1GHz)

Modulation	11a	Test Freq. (MHz)	5745

Test By :Nai Xu Temperature:24 Humidity(%):65

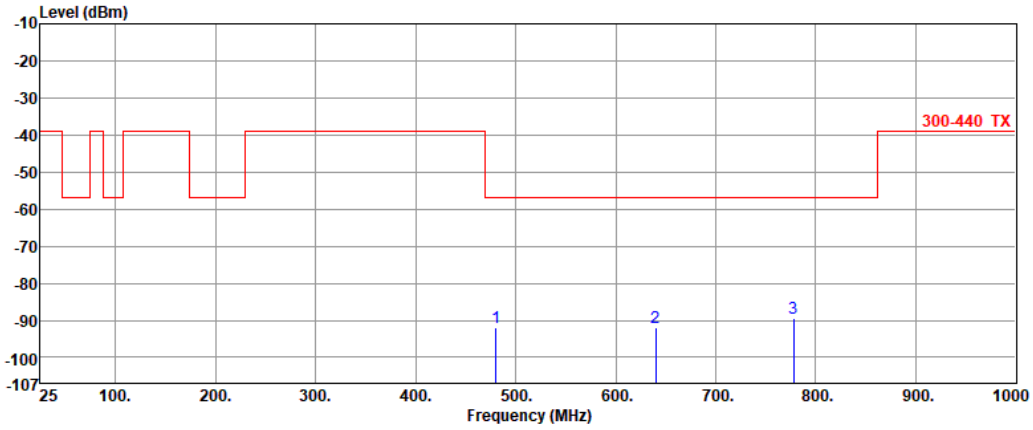

	Freq.	Measured value	Limit	Margin	Factor	Reading
	MHz	dBm	dBm	dB	dB	dBm
1	480.33	-91.87	-57.01	-34.86	0.00	-91.87
2	640.23	-91.84	-57.01	-34.83	0.00	-91.84
3	777.70	-89.61	-57.01	-32.60	0.00	-89.61

Note 1: Measured Value (dBm) = Reading (dBm) + Factor (dB)
Note 2: Margin (dB) = Measured Value (dBm) – Limit (dBm)

3.3.9 Transmitter Radiated Unwanted Emissions (Below 1GHz)

Modulation	11a	**Test Freq. (MHz)**	5745
Polarization	Horizontal		

Test By :Nai Xu Temperature:24 Humidity(%):65

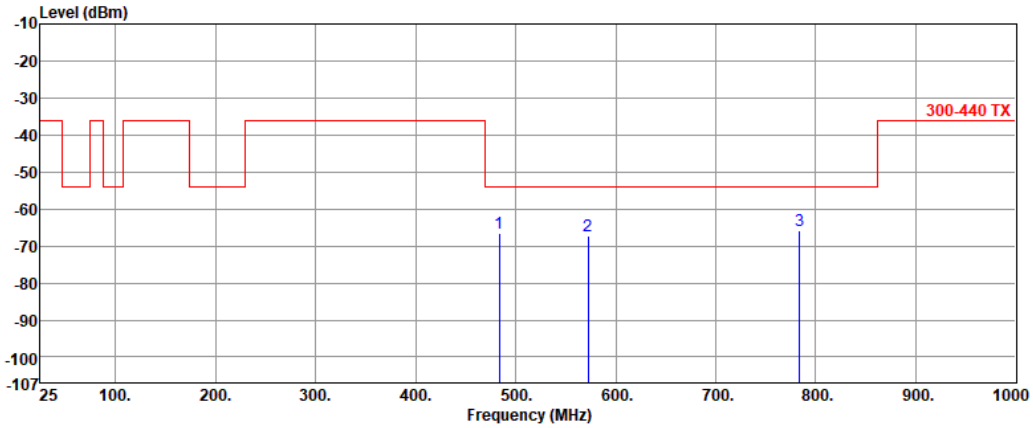

	Freq.	Measured value	Limit	Margin	Factor	Reading
	MHz	dBm	dBm	dB	dB	dBm
1	483.84	-66.61	-54.00	-12.61	3.58	-70.19
2	572.48	-67.12	-54.00	-13.12	5.17	-72.29
3	783.84	-65.98	-54.00	-11.98	9.00	-74.98

Note 1: Measured Value (dBm) = Reading (dBm) + Factor (dB)
Note 2: Margin (dB) = Measured Value (dBm) – Limit (dBm)

Modulation	11a	Test Freq. (MHz)	5745
Polarization	Vertical		

Test By :Nai Xu Temperature:24 Humidity(%):65

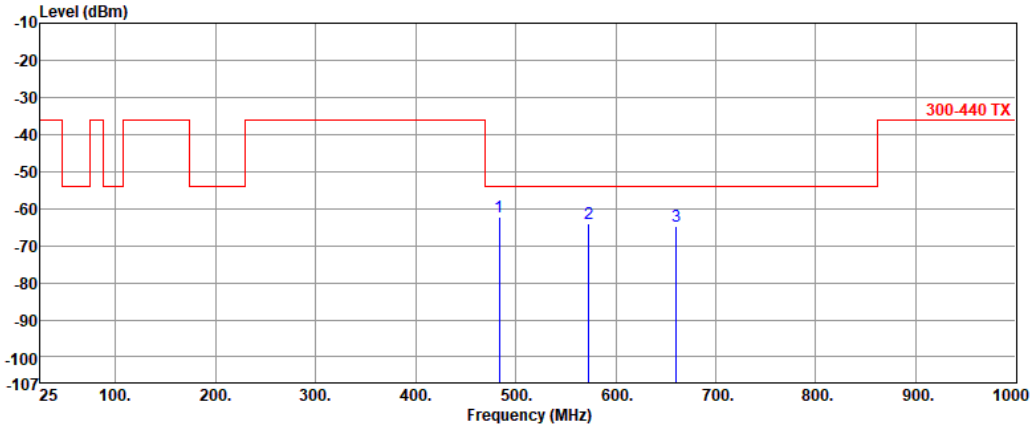

	Freq.	Measured value	Limit	Margin	Factor	Reading
	MHz	dBm	dBm	dB	dB	dBm
1	483.41	-62.11	-54.00	-8.11	3.71	-65.82
2	572.84	-64.21	-54.00	-10.21	4.91	-69.12
3	660.41	-64.90	-54.00	-10.90	7.34	-72.24

Note 1: Measured Value (dBm) = Reading (dBm) + Factor (dB)
Note 2: Margin (dB) = Measured Value (dBm) – Limit (dBm)

Modulation	11a	Test Freq. (MHz)	5785
Polarization	Horizontal		

Test By :Nai Xu Temperature:24 Humidity(%):65

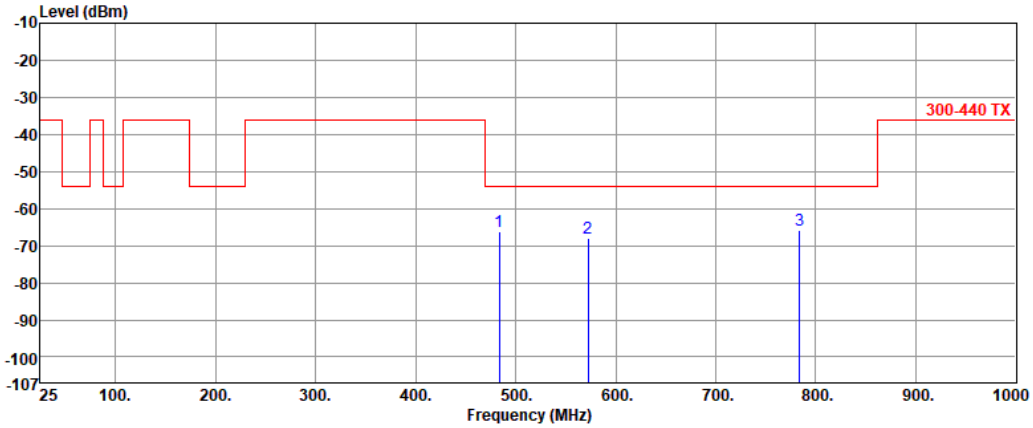

	Freq.	Measured value	Limit	Margin	Factor	Reading
	MHz	dBm	dBm	dB	dB	dBm
1	483.41	-66.37	-54.00	-12.37	3.59	-69.96
2	572.27	-67.83	-54.00	-13.83	5.15	-72.98
3	783.84	-65.85	-54.00	-11.85	9.00	-74.85

Note 1: Measured Value (dBm) = Reading (dBm) + Factor (dB)
Note 2: Margin (dB) = Measured Value (dBm) – Limit (dBm)

Modulation	11a	Test Freq. (MHz)	5785
Polarization	Vertical		

Test By :Nai Xu Temperature:24 Humidity(%):65

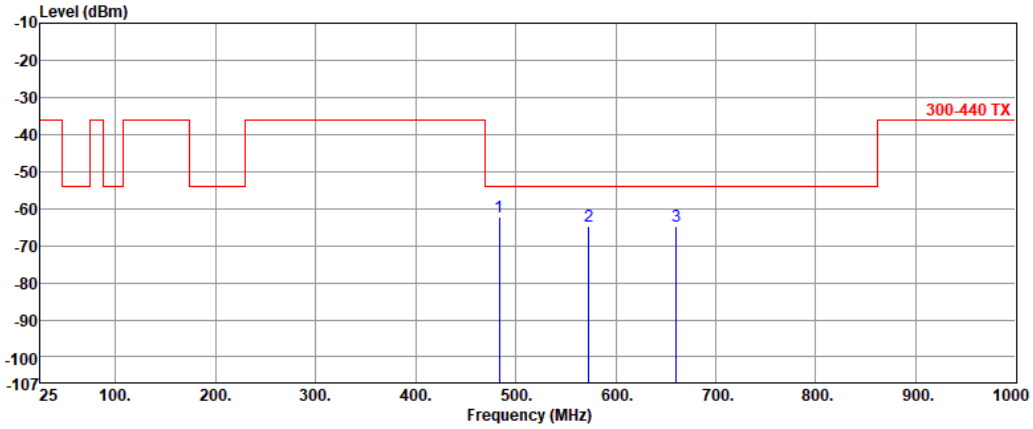

	Freq.	Measured value	Limit	Margin	Factor	Reading
	MHz	dBm	dBm	dB	dB	dBm
1	483.81	-62.21	-54.00	-8.21	3.71	-65.92
2	572.86	-64.81	-54.00	-10.81	4.91	-69.72
3	660.84	-64.81	-54.00	-10.81	7.36	-72.17

Note 1: Measured Value (dBm) = Reading (dBm) + Factor (dB)
Note 2: Margin (dB) = Measured Value (dBm) – Limit (dBm)

Modulation	11a	Test Freq. (MHz)	5825
Polarization	Horizontal		

Test By :Nai Xu Temperature:24 Humidity(%):65

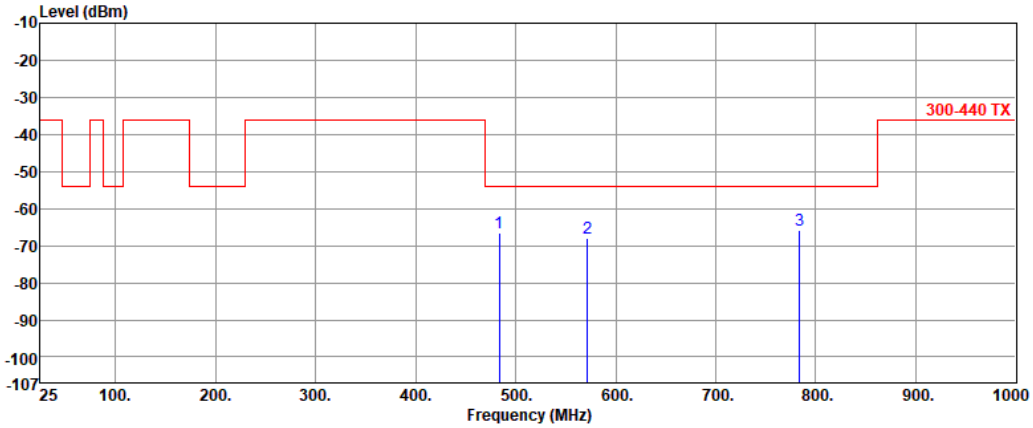

	Freq.	Measured value	Limit	Margin	Factor	Reading
	MHz	dBm	dBm	dB	dB	dBm
1	483.87	-66.65	-54.00	-12.65	3.58	-70.23
2	572.11	-67.88	-54.00	-13.88	5.14	-73.02
3	783.84	-65.77	-54.00	-11.77	9.00	-74.77

Note 1: Measured Value (dBm) = Reading (dBm) + Factor (dB)
Note 2: Margin (dB) = Measured Value (dBm) – Limit (dBm)

Modulation	11a	Test Freq. (MHz)	5825
Polarization	Vertical		

Test By :Nai Xu Temperature:24 Humidity(%):65

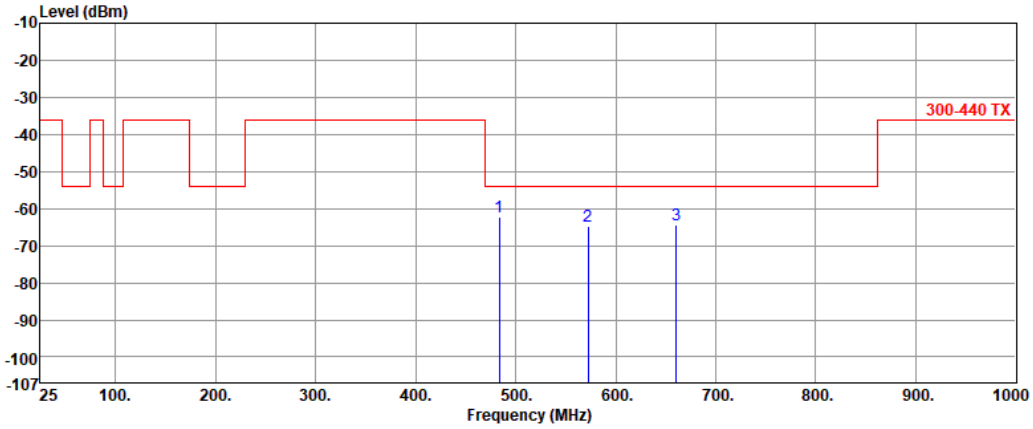

	Freq.	Measured value	Limit	Margin	Factor	Reading
	MHz	dBm	dBm	dB	dB	dBm
1	483.84	-62.32	-54.00	-8.32	3.71	-66.03
2	572.71	-64.74	-54.00	-10.74	4.91	-69.65
3	660.81	-64.53	-54.00	-10.53	7.36	-71.89

Note 1: Measured Value (dBm) = Reading (dBm) + Factor (dB)
Note 2: Margin (dB) = Measured Value (dBm) – Limit (dBm)

Modulation	VHT20	Test Freq. (MHz)	5745
Polarization	Horizontal		

Test By :Nai Xu Temperature:24 Humidity(%):65

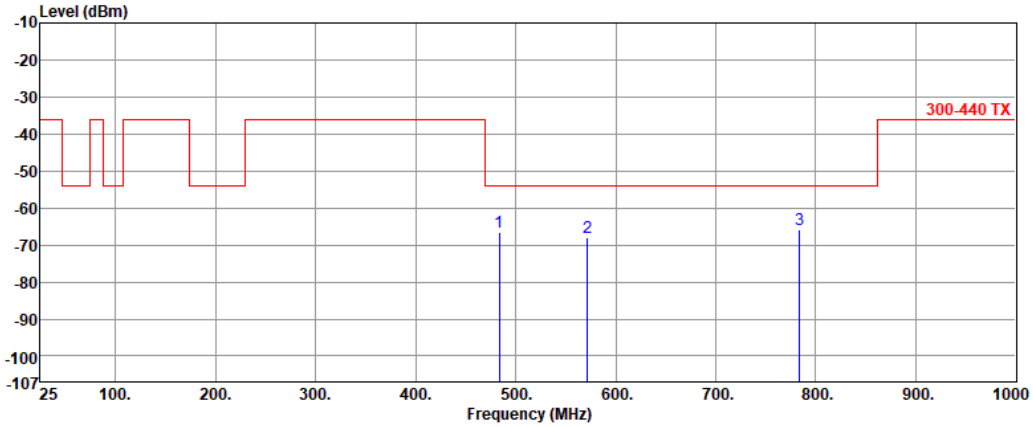

	Freq.	Measured value	Limit	Margin	Factor	Reading
	MHz	dBm	dBm	dB	dB	dBm
1	483.86	-66.65	-54.00	-12.65	3.58	-70.23
2	572.11	-67.89	-54.00	-13.89	5.14	-73.03
3	783.84	-65.77	-54.00	-11.77	9.00	-74.77

Note 1: Measured Value (dBm) = Reading (dBm) + Factor (dB)
Note 2: Margin (dB) = Measured Value (dBm) – Limit (dBm)

Modulation	VHT20	Test Freq. (MHz)	5745
Polarization	Vertical		

Test By :Nai Xu Temperature:24 Humidity(%):65

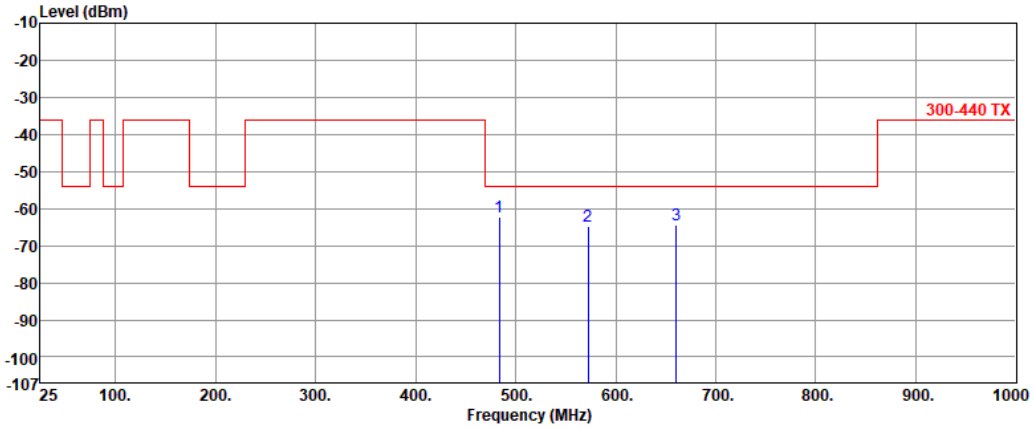

	Freq.	Measured value	Limit	Margin	Factor	Reading
	MHz	dBm	dBm	dB	dB	dBm
1	483.35	-62.23	-54.00	-8.23	3.71	-65.94
2	572.68	-64.64	-54.00	-10.64	4.90	-69.54
3	660.81	-64.53	-54.00	-10.53	7.36	-71.89

Note 1: Measured Value (dBm) = Reading (dBm) + Factor (dB)
Note 2: Margin (dB) = Measured Value (dBm) – Limit (dBm)

Modulation	VHT20	Test Freq. (MHz)	5785
Polarization	Horizontal		

Test By :Nai Xu Temperature:24 Humidity(%):65

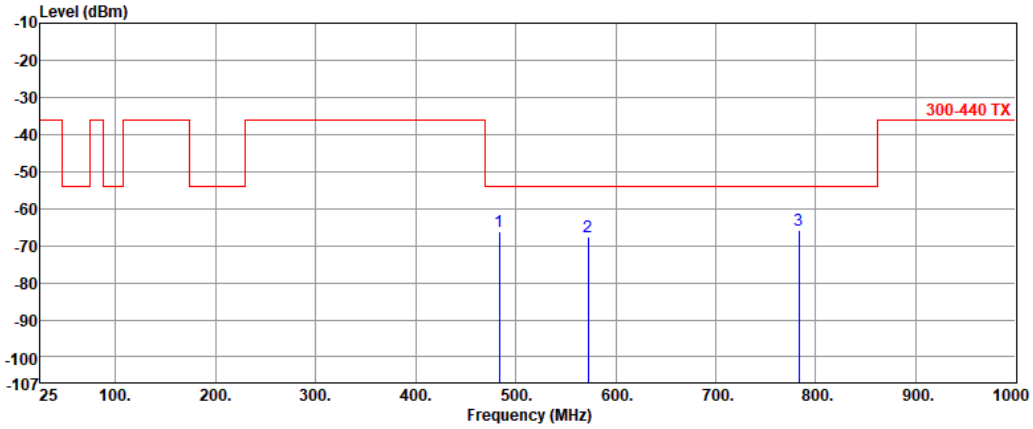

	Freq.	Measured value	Limit	Margin	Factor	Reading
	MHz	dBm	dBm	dB	dB	dBm
1	483.84	-66.24	-54.00	-12.24	3.58	-69.82
2	572.46	-67.68	-54.00	-13.68	5.17	-72.85
3	783.44	-65.81	-54.00	-11.81	9.02	-74.83

Note 1: Measured Value (dBm) = Reading (dBm) + Factor (dB)
Note 2: Margin (dB) = Measured Value (dBm) – Limit (dBm)

Modulation	VHT20	Test Freq. (MHz)	5785
Polarization	Vertical		

Test By :Nai Xu Temperature:24 Humidity(%):65

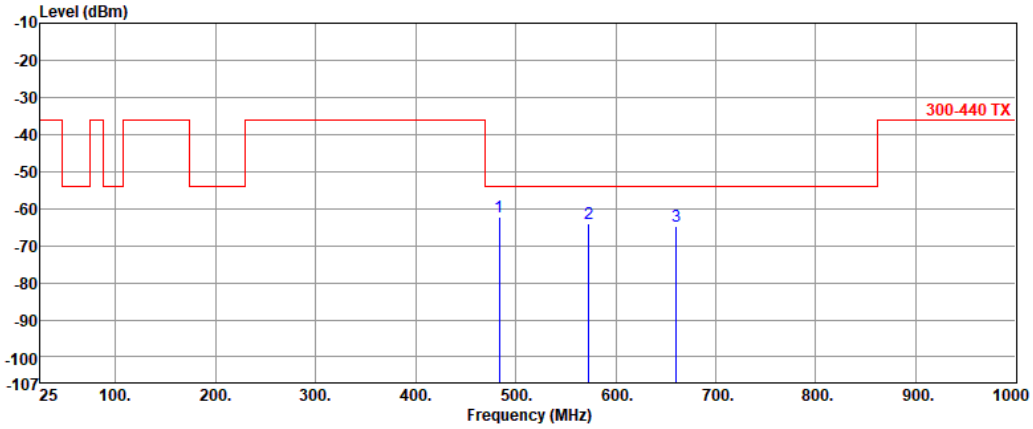

	Freq.	Measured value	Limit	Margin	Factor	Reading
	MHz	dBm	dBm	dB	dB	dBm
1	483.82	-62.20	-54.00	-8.20	3.71	-65.91
2	572.84	-64.13	-54.00	-10.13	4.91	-69.04
3	660.81	-64.77	-54.00	-10.77	7.36	-72.13

Note 1: Measured Value (dBm) = Reading (dBm) + Factor (dB)
Note 2: Margin (dB) = Measured Value (dBm) – Limit (dBm)

Modulation	VHT20	Test Freq. (MHz)	5825
Polarization	Horizontal		

Test By :Nai Xu Temperature:24 Humidity(%):65

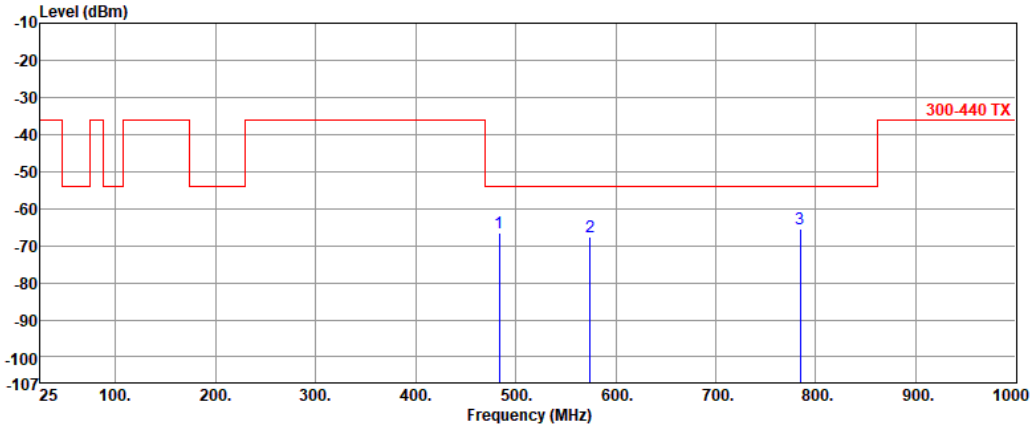

	Freq.	Measured value	Limit	Margin	Factor	Reading
	MHz	dBm	dBm	dB	dB	dBm
1	483.71	-66.65	-54.00	-12.65	3.58	-70.23
2	574.64	-67.73	-54.00	-13.73	5.33	-73.06
3	784.84	-65.43	-54.00	-11.43	8.96	-74.39

Note 1: Measured Value (dBm) = Reading (dBm) + Factor (dB)
Note 2: Margin (dB) = Measured Value (dBm) – Limit (dBm)

Modulation	VHT20	Test Freq. (MHz)	5825
Polarization	Vertical		

Test By :Nai Xu Temperature:24 Humidity(%):65

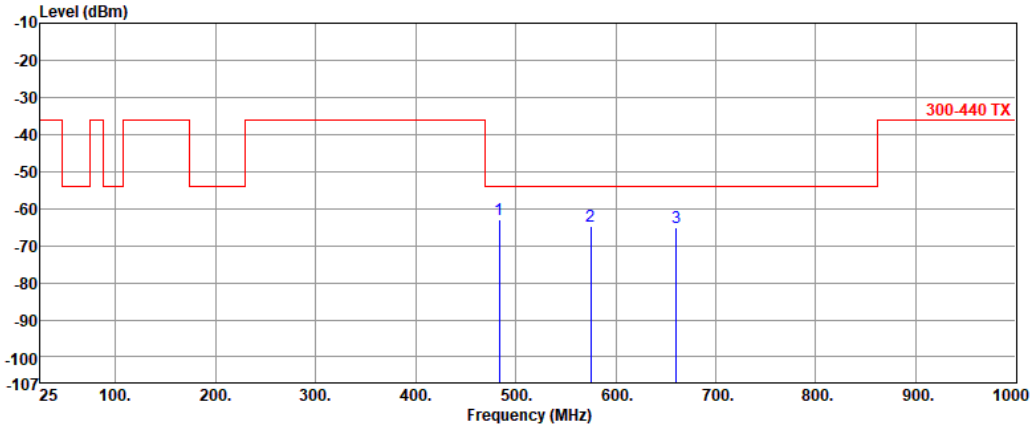

	Freq.	Measured value	Limit	Margin	Factor	Reading
	MHz	dBm	dBm	dB	dB	dBm
1	483.84	-62.91	-54.00	-8.91	3.71	-66.62
2	574.84	-64.65	-54.00	-10.65	4.99	-69.64
3	660.84	-64.98	-54.00	-10.98	7.36	-72.34

Note 1: Measured Value (dBm) = Reading (dBm) + Factor (dB)
Note 2: Margin (dB) = Measured Value (dBm) – Limit (dBm)

Modulation	VHT40	Test Freq. (MHz)	5755
Polarization	Horizontal		

Test By :Nai Xu Temperature:24 Humidity(%):65

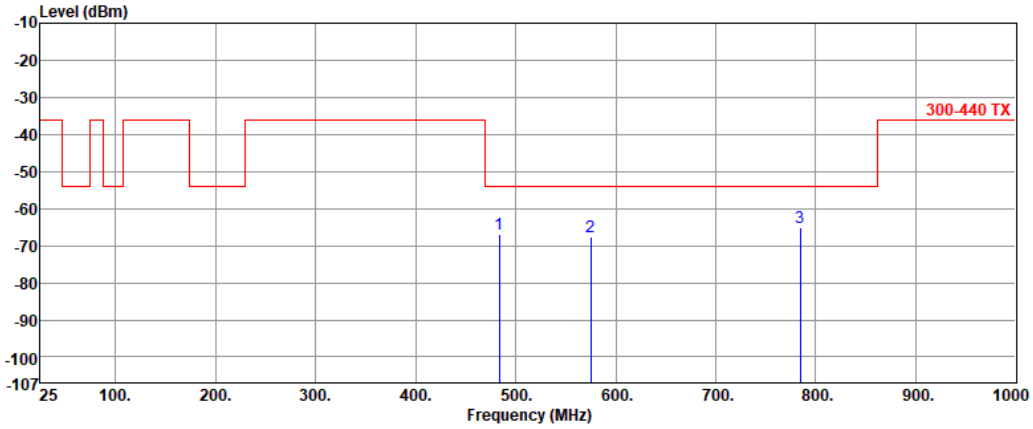

	Freq.	Measured value	Limit	Margin	Factor	Reading
	MHz	dBm	dBm	dB	dB	dBm
1	483.81	-66.99	-54.00	-12.99	3.58	-70.57
2	574.86	-67.74	-54.00	-13.74	5.35	-73.09
3	784.86	-65.19	-54.00	-11.19	8.96	-74.15

Note 1: Measured Value (dBm) = Reading (dBm) + Factor (dB)
Note 2: Margin (dB) = Measured Value (dBm) – Limit (dBm)

Modulation	VHT40	Test Freq. (MHz)	5755
Polarization	Vertical		

Test By :Nai Xu Temperature:24 Humidity(%):65

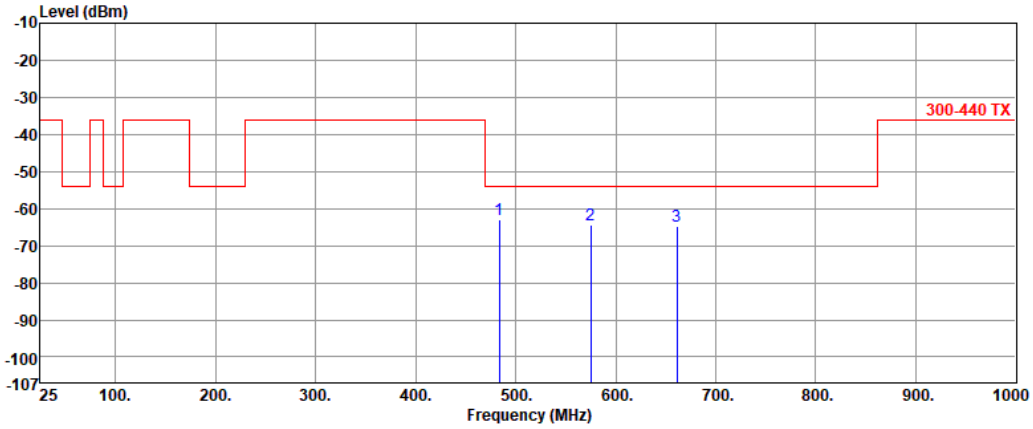

	Freq.	Measured value	Limit	Margin	Factor	Reading
	MHz	dBm	dBm	dB	dB	dBm
1	483.86	-62.85	-54.00	-8.85	3.71	-66.56
2	574.85	-64.48	-54.00	-10.48	4.99	-69.47
3	660.99	-64.65	-54.00	-10.65	7.36	-72.01

Note 1: Measured Value (dBm) = Reading (dBm) + Factor (dB)
Note 2: Margin (dB) = Measured Value (dBm) – Limit (dBm)

Modulation	VHT40	Test Freq. (MHz)	5795
Polarization	Horizontal		

Test By :Nai Xu Temperature:24 Humidity(%):65

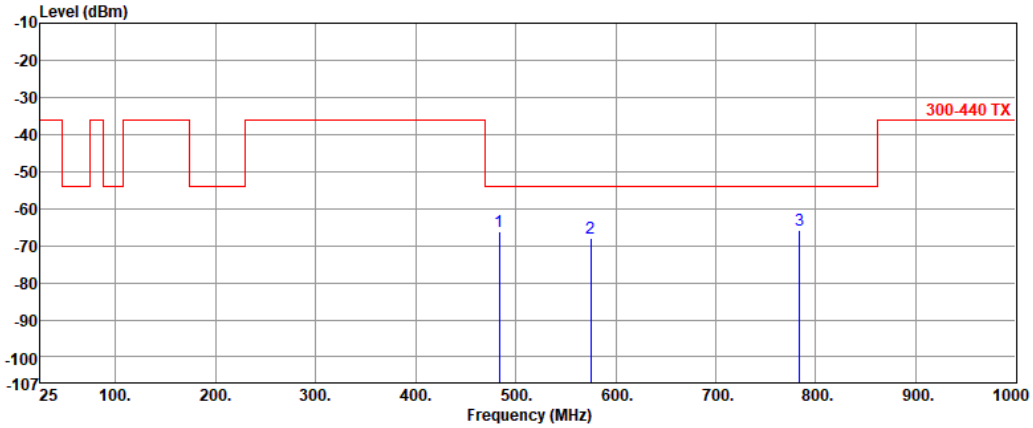

	Freq.	Measured value	Limit	Margin	Factor	Reading
	MHz	dBm	dBm	dB	dB	dBm
1	483.84	-66.11	-54.00	-12.11	3.58	-69.69
2	574.81	-67.86	-54.00	-13.86	5.34	-73.20
3	784.15	-65.86	-54.00	-11.86	8.99	-74.85

Note 1: Measured Value (dBm) = Reading (dBm) + Factor (dB)
Note 2: Margin (dB) = Measured Value (dBm) – Limit (dBm)

Modulation	VHT40	Test Freq. (MHz)	5795
Polarization	Vertical		

Test By :Nai Xu Temperature:24 Humidity(%):65

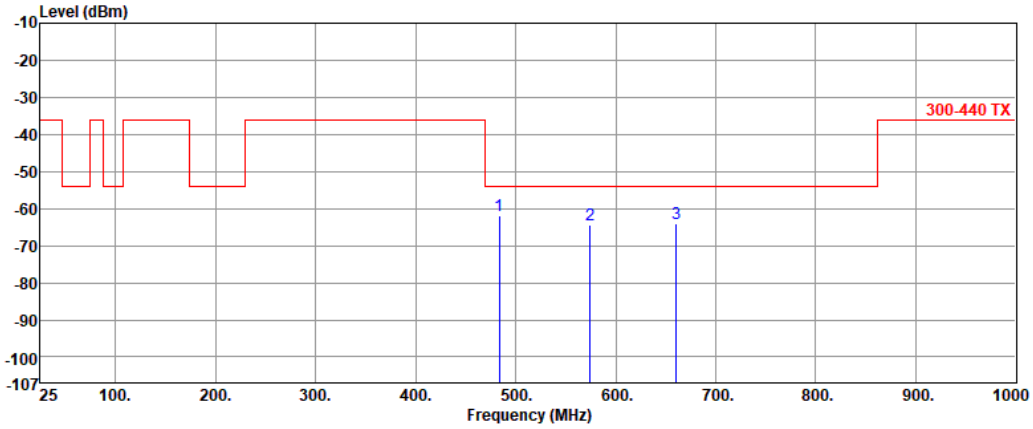

	Freq.	Measured value	Limit	Margin	Factor	Reading
	MHz	dBm	dBm	dB	dB	dBm
1	483.61	-62.06	-54.00	-8.06	3.71	-65.77
2	574.42	-64.52	-54.00	-10.52	4.98	-69.50
3	660.89	-64.20	-54.00	-10.20	7.36	-71.56

Note 1: Measured Value (dBm) = Reading (dBm) + Factor (dB)
Note 2: Margin (dB) = Measured Value (dBm) – Limit (dBm)

Modulation	VHT80	Test Freq. (MHz)	5775
Polarization	Horizontal		

Test By :Nai Xu Temperature:24 Humidity(%):65

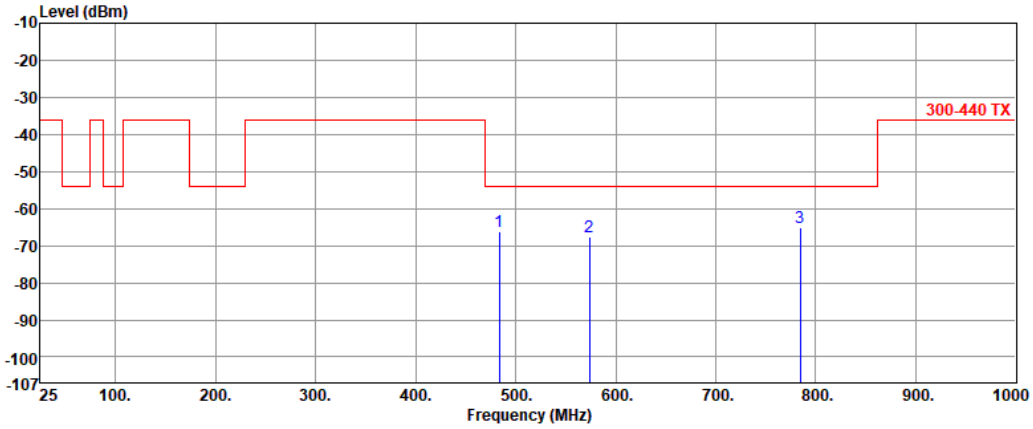

	Freq.	Measured value	Limit	Margin	Factor	Reading
	MHz	dBm	dBm	dB	dB	dBm
1	483.78	-66.06	-54.00	-12.06	3.58	-69.64
2	574.06	-67.65	-54.00	-13.65	5.29	-72.94
3	784.71	-65.26	-54.00	-11.26	8.97	-74.23

Note 1: Measured Value (dBm) = Reading (dBm) + Factor (dB)
Note 2: Margin (dB) = Measured Value (dBm) – Limit (dBm)

Modulation	VHT80	Test Freq. (MHz)	5775
Polarization	Vertical		

Test By :Nai Xu Temperature:24 Humidity(%):65

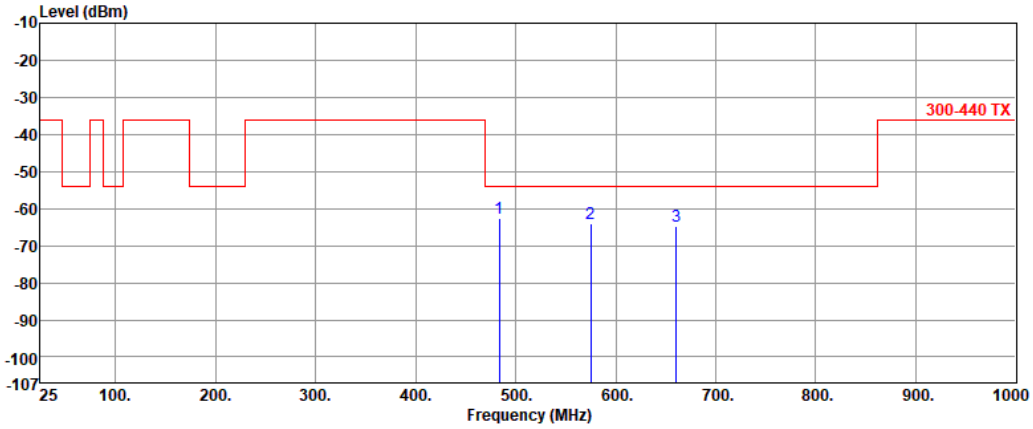

	Freq.	Measured value	Limit	Margin	Factor	Reading
	MHz	dBm	dBm	dB	dB	dBm
1	483.61	-62.51	-54.00	-8.51	3.71	-66.22
2	574.81	-64.12	-54.00	-10.12	4.99	-69.11
3	660.51	-64.90	-54.00	-10.90	7.35	-72.25

Note 1: Measured Value (dBm) = Reading (dBm) + Factor (dB)
Note 2: Margin (dB) = Measured Value (dBm) – Limit (dBm)

Configuration 6

3.3.10 Transmitter Radiated Unwanted Emissions (Below 1GHz)

Modulation	11a	**Test Freq. (MHz)**	5745
Polarization	Horizontal		

Test By :Nai Xu Temperature:24 Humidity(%):65

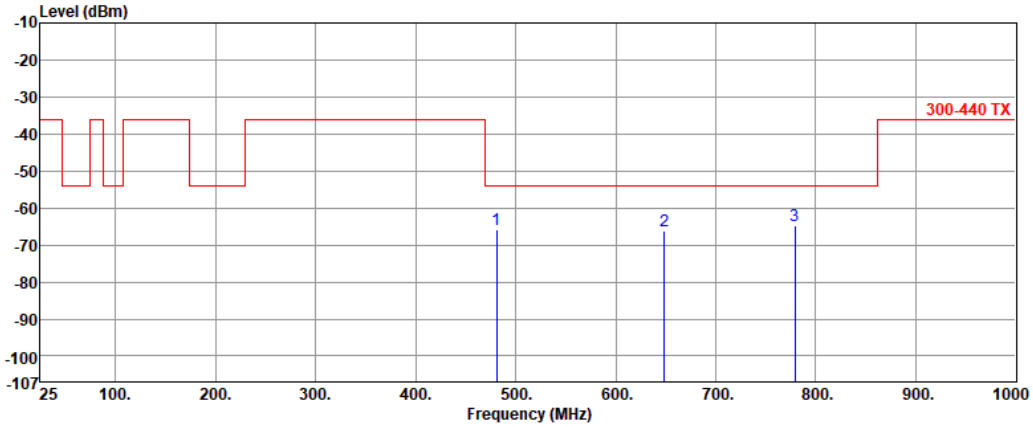

	Freq.	Measured value	Limit	Margin	Factor	Reading
	MHz	dBm	dBm	dB	dB	dBm
1	480.84	-65.90	-54.00	-11.90	3.64	-69.54
2	648.41	-66.33	-54.00	-12.33	6.90	-73.23
3	779.31	-64.71	-54.00	-10.71	9.15	-73.86

Note 1: Measured Value (dBm) = Reading (dBm) + Factor (dB)
Note 2: Margin (dB) = Measured Value (dBm) – Limit (dBm)

Modulation	11a	Test Freq. (MHz)	5745
Polarization	Vertical		

Test By :Nai Xu Temperature:24 Humidity(%):65

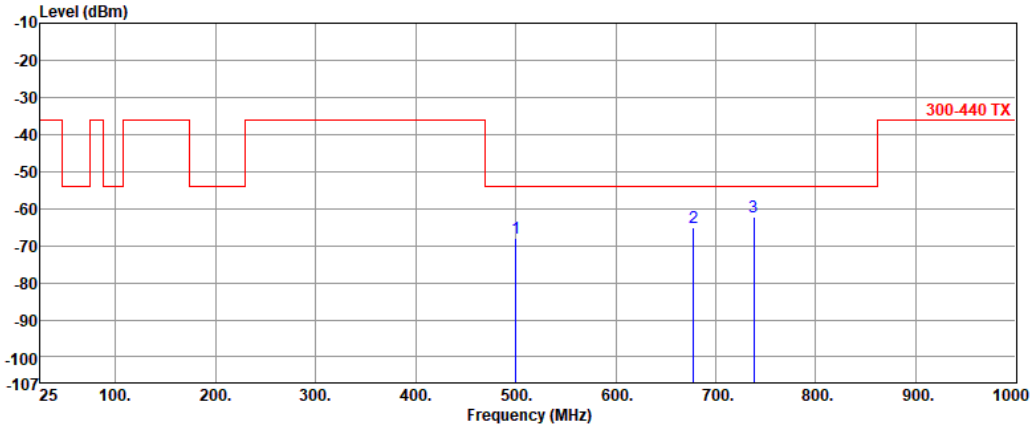

	Freq.	Measured value	Limit	Margin	Factor	Reading
	MHz	dBm	dBm	dB	dB	dBm
1	499.98	-68.11	-54.00	-14.11	4.14	-72.25
2	678.11	-65.11	-54.00	-11.11	7.56	-72.67
3	738.41	-62.31	-54.00	-8.31	8.78	-71.09

Note 1: Measured Value (dBm) = Reading (dBm) + Factor (dB)
Note 2: Margin (dB) = Measured Value (dBm) – Limit (dBm)

Modulation	11a	Test Freq. (MHz)	5785
Polarization	Horizontal		

Test By :Nai Xu Temperature:24 Humidity(%):65

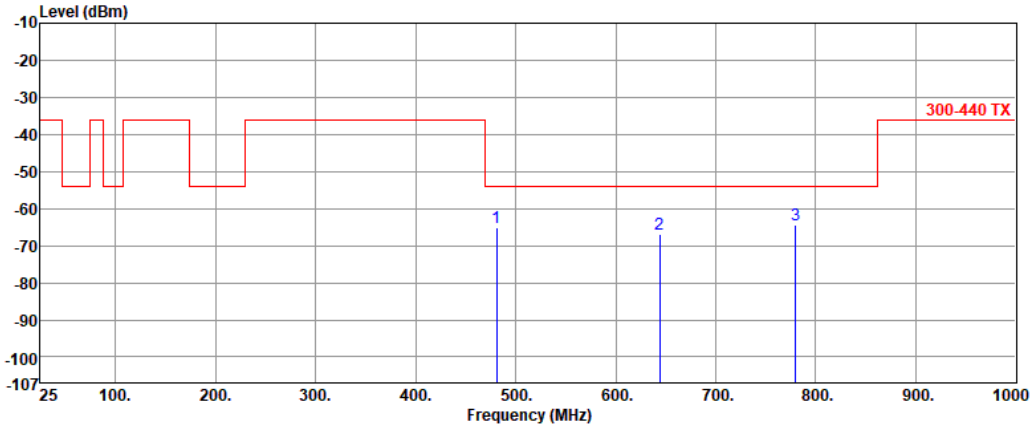

	Freq.	Measured value	Limit	Margin	Factor	Reading
	MHz	dBm	dBm	dB	dB	dBm
1	480.84	-65.11	-54.00	-11.11	3.64	-68.75
2	644.18	-66.97	-54.00	-12.97	6.82	-73.79
3	779.71	-64.51	-54.00	-10.51	9.15	-73.66

Note 1: Measured Value (dBm) = Reading (dBm) + Factor (dB)
Note 2: Margin (dB) = Measured Value (dBm) – Limit (dBm)

Modulation	11a	Test Freq. (MHz)	5785
Polarization	Vertical		

Test By :Nai Xu Temperature:24 Humidity(%):65

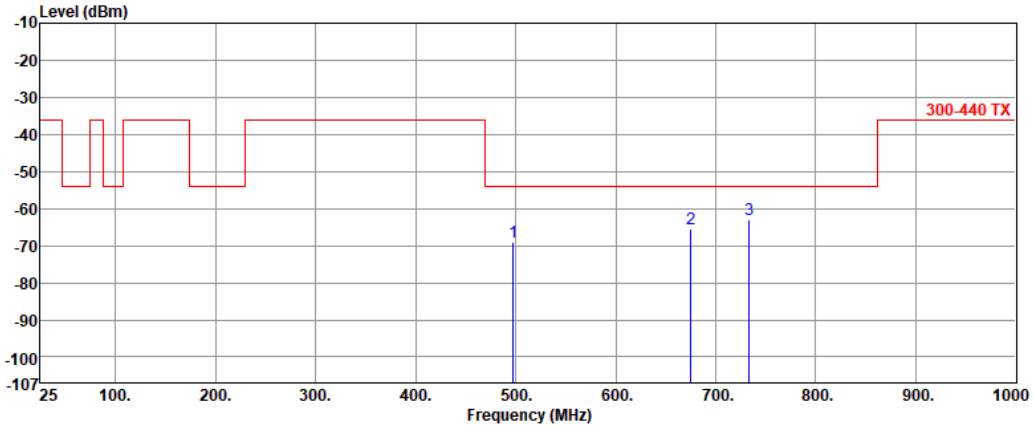

	Freq.	Measured value	Limit	Margin	Factor	Reading
	MHz	dBm	dBm	dB	dB	dBm
1	497.77	-68.91	-54.00	-14.91	4.10	-73.01
2	675.35	-65.65	-54.00	-11.65	7.53	-73.18
3	733.81	-62.88	-54.00	-8.88	8.49	-71.37

Note 1: Measured Value (dBm) = Reading (dBm) + Factor (dB)
Note 2: Margin (dB) = Measured Value (dBm) – Limit (dBm)

Modulation	11a	Test Freq. (MHz)	5825
Polarization	Horizontal		

Test By :Nai Xu Temperature:24 Humidity(%):65

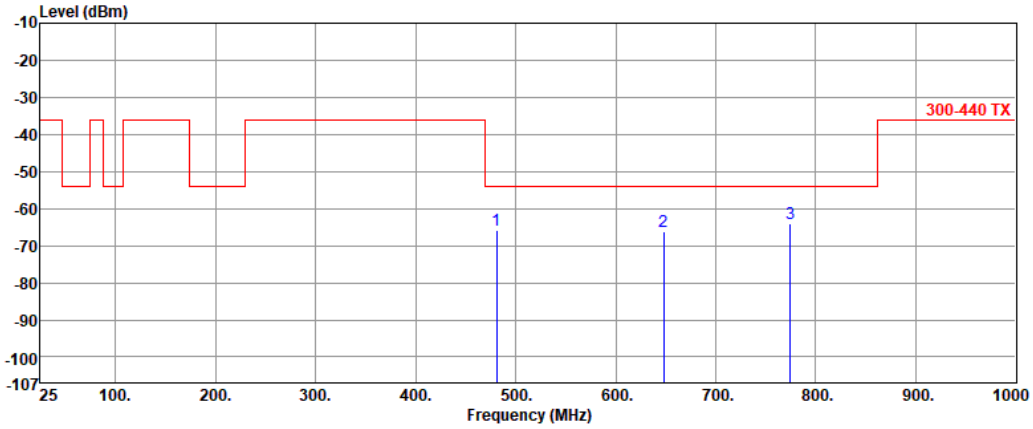

	Freq.	Measured value	Limit	Margin	Factor	Reading
	MHz	dBm	dBm	dB	dB	dBm
1	480.88	-65.91	-54.00	-11.91	3.64	-69.55
2	647.81	-66.25	-54.00	-12.25	6.89	-73.14
3	774.86	-64.12	-54.00	-10.12	9.13	-73.25

Note 1: Measured Value (dBm) = Reading (dBm) + Factor (dB)
Note 2: Margin (dB) = Measured Value (dBm) – Limit (dBm)

Modulation	11a	Test Freq. (MHz)	5825
Polarization	Vertical		

Test By :Nai Xu Temperature:24 Humidity(%):65

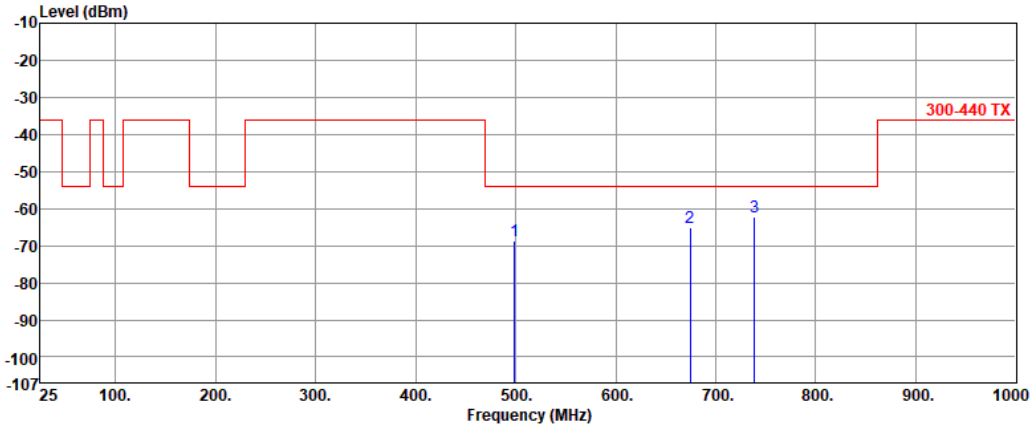

	Freq.	Measured value	Limit	Margin	Factor	Reading
	MHz	dBm	dBm	dB	dB	dBm
1	499.23	-68.85	-54.00	-14.85	4.12	-72.97
2	674.64	-65.25	-54.00	-11.25	7.54	-72.79
3	738.91	-62.42	-54.00	-8.42	8.82	-71.24

Note 1: Measured Value (dBm) = Reading (dBm) + Factor (dB)
Note 2: Margin (dB) = Measured Value (dBm) – Limit (dBm)

Modulation	VHT20	Test Freq. (MHz)	5745
Polarization	Horizontal		

Test By :Nai Xu Temperature:24 Humidity(%):65

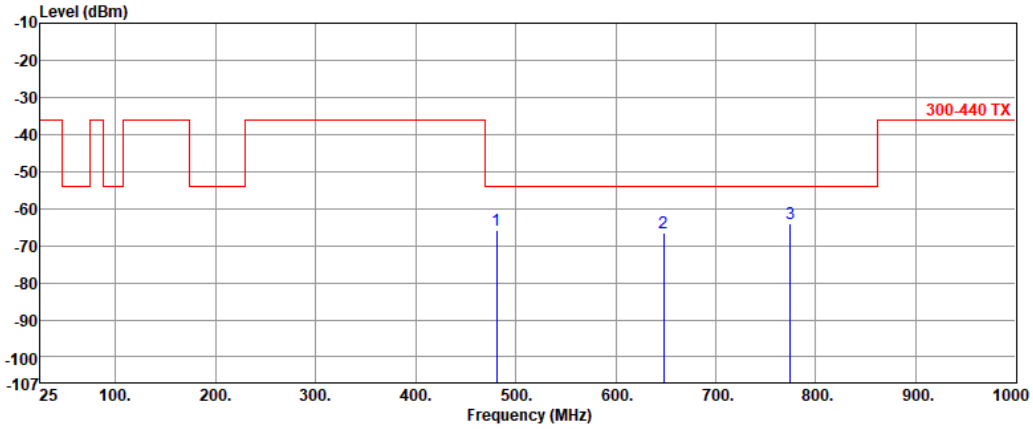

	Freq.	Measured value	Limit	Margin	Factor	Reading
	MHz	dBm	dBm	dB	dB	dBm
1	480.81	-65.91	-54.00	-11.91	3.64	-69.55
2	647.91	-66.51	-54.00	-12.51	6.89	-73.40
3	774.81	-64.11	-54.00	-10.11	9.13	-73.24

Note 1: Measured Value (dBm) = Reading (dBm) + Factor (dB)
Note 2: Margin (dB) = Measured Value (dBm) – Limit (dBm)

Modulation	VHT20	Test Freq. (MHz)	5745
Polarization	Vertical		

Test By :Nai Xu Temperature:24 Humidity(%):65

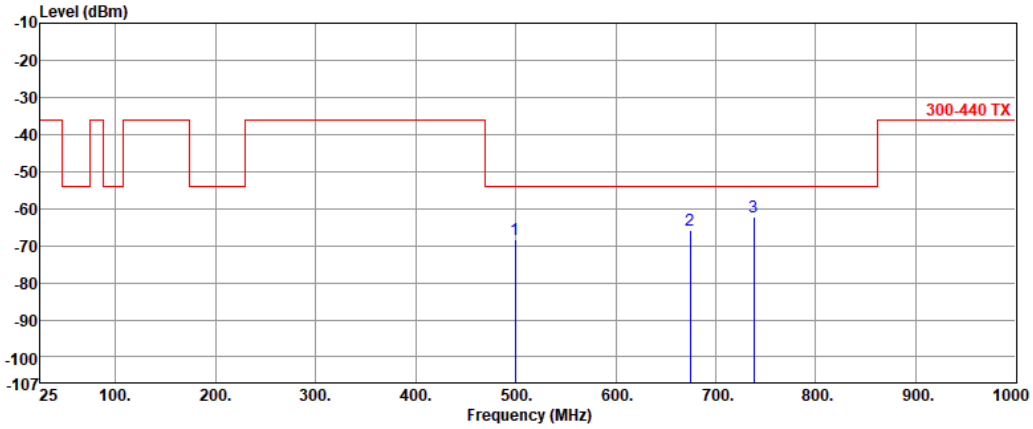

	Freq.	Measured value	Limit	Margin	Factor	Reading
	MHz	dBm	dBm	dB	dB	dBm
1	499.80	-68.22	-54.00	-14.22	4.13	-72.35
2	674.66	-65.98	-54.00	-11.98	7.54	-73.52
3	738.41	-62.42	-54.00	-8.42	8.78	-71.20

Note 1: Measured Value (dBm) = Reading (dBm) + Factor (dB)
Note 2: Margin (dB) = Measured Value (dBm) – Limit (dBm)

Modulation	VHT20	Test Freq. (MHz)	5785
Polarization	Horizontal		

Test By :Nai Xu Temperature:24 Humidity(%):65

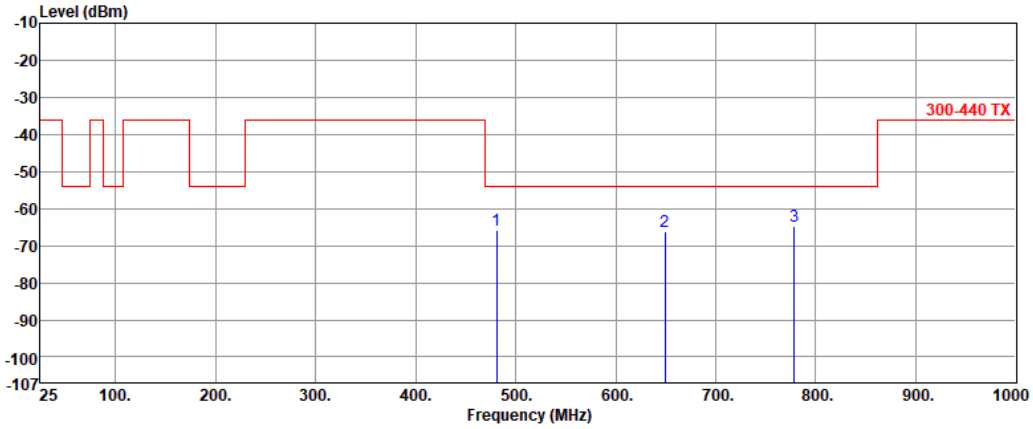

	Freq.	Measured value	Limit	Margin	Factor	Reading
	MHz	dBm	dBm	dB	dB	dBm
1	480.82	-65.91	-54.00	-11.91	3.64	-69.55
2	649.19	-66.34	-54.00	-12.34	6.90	-73.24
3	778.86	-64.91	-54.00	-10.91	9.15	-74.06

Note 1: Measured Value (dBm) = Reading (dBm) + Factor (dB)
Note 2: Margin (dB) = Measured Value (dBm) – Limit (dBm)

Modulation	VHT20	Test Freq. (MHz)	5785
Polarization	Vertical		

Test By :Nai Xu Temperature:24 Humidity(%):65

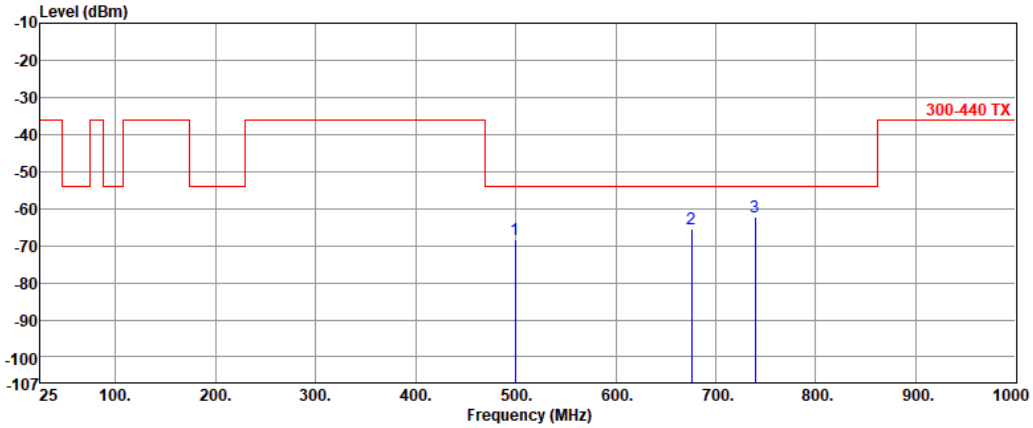

	Freq.	Measured value	Limit	Margin	Factor	Reading
	MHz	dBm	dBm	dB	dB	dBm
1	499.84	-68.27	-54.00	-14.27	4.13	-72.40
2	675.71	-65.31	-54.00	-11.31	7.54	-72.85
3	739.48	-62.41	-54.00	-8.41	8.86	-71.27

Note 1: Measured Value (dBm) = Reading (dBm) + Factor (dB)
Note 2: Margin (dB) = Measured Value (dBm) – Limit (dBm)

Modulation	VHT20	Test Freq. (MHz)	5825
Polarization	Horizontal		

Test By :Nai Xu Temperature:24 Humidity(%):65

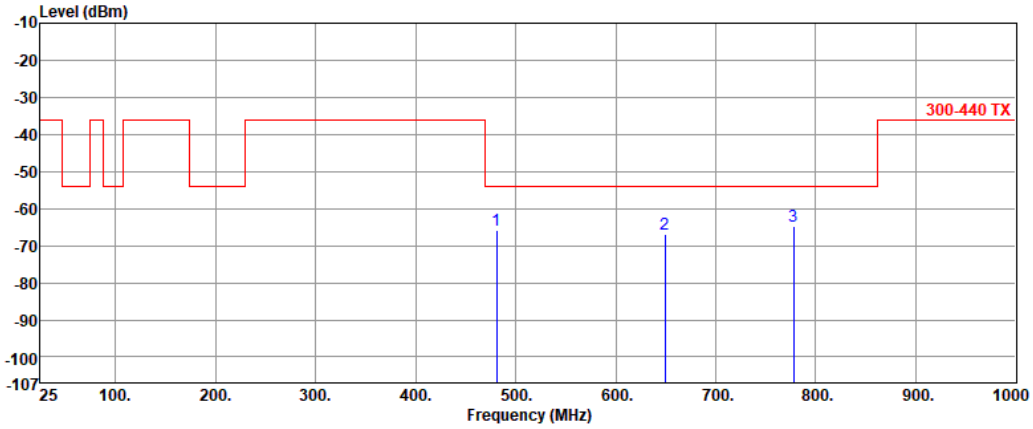

	Freq.	Measured value	Limit	Margin	Factor	Reading
	MHz	dBm	dBm	dB	dB	dBm
1	480.80	-65.77	-54.00	-11.77	3.64	-69.41
2	649.07	-66.83	-54.00	-12.83	6.90	-73.73
3	778.14	-64.81	-54.00	-10.81	9.14	-73.95

Note 1: Measured Value (dBm) = Reading (dBm) + Factor (dB)
Note 2: Margin (dB) = Measured Value (dBm) – Limit (dBm)

Modulation	VHT20	Test Freq. (MHz)	5825
Polarization	Vertical		

Test By :Nai Xu Temperature:24 Humidity(%):65

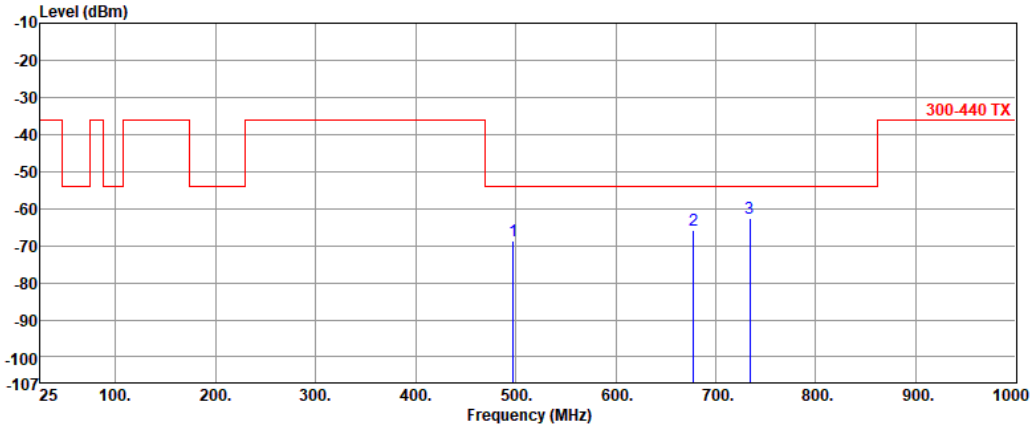

	Freq.	Measured value	Limit	Margin	Factor	Reading
	MHz	dBm	dBm	dB	dB	dBm
1	497.77	-68.81	-54.00	-14.81	4.10	-72.91
2	677.81	-65.87	-54.00	-11.87	7.56	-73.43
3	734.44	-62.48	-54.00	-8.48	8.50	-70.98

Note 1: Measured Value (dBm) = Reading (dBm) + Factor (dB)
Note 2: Margin (dB) = Measured Value (dBm) – Limit (dBm)

Modulation	VHT40	Test Freq. (MHz)	5755
Polarization	Horizontal		

Test By :Nai Xu Temperature:24 Humidity(%):65

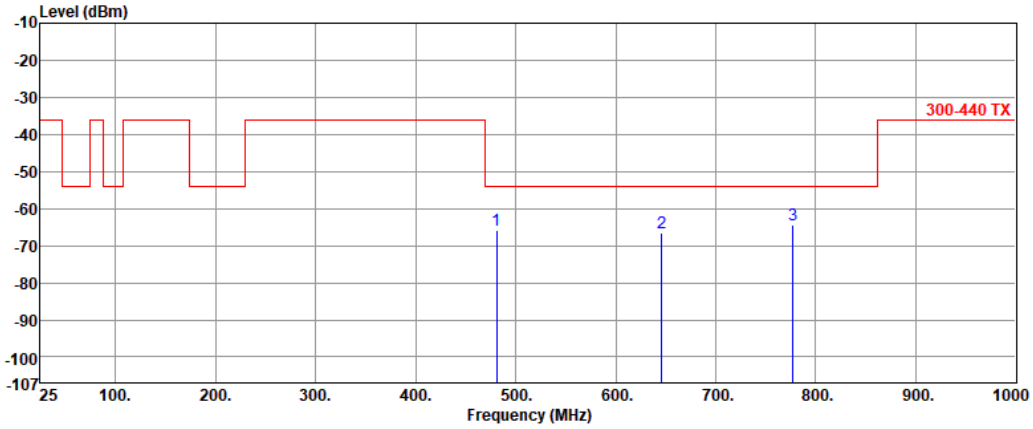

	Freq.	Measured value	Limit	Margin	Factor	Reading
	MHz	dBm	dBm	dB	dB	dBm
1	480.84	-65.71	-54.00	-11.71	3.64	-69.35
2	645.85	-66.48	-54.00	-12.48	6.85	-73.33
3	777.29	-64.27	-54.00	-10.27	9.14	-73.41

Note 1: Measured Value (dBm) = Reading (dBm) + Factor (dB)
Note 2: Margin (dB) = Measured Value (dBm) – Limit (dBm)

Modulation	VHT40	Test Freq. (MHz)	5755
Polarization	Vertical		

Test By :Nai Xu Temperature:24 Humidity(%):65

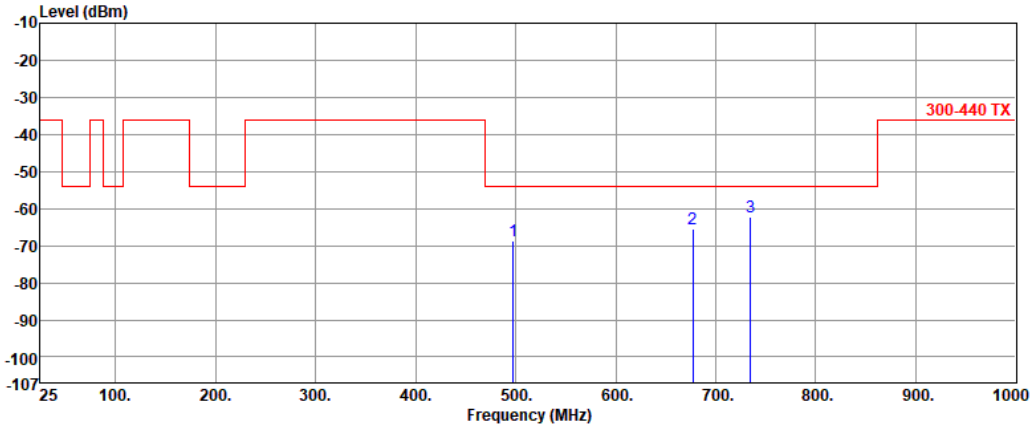

	Freq.	Measured value	Limit	Margin	Factor	Reading
	MHz	dBm	dBm	dB	dB	dBm
1	497.84	-68.74	-54.00	-14.74	4.10	-72.84
2	677.48	-65.61	-54.00	-11.61	7.55	-73.16
3	734.97	-62.31	-54.00	-8.31	8.52	-70.83

Note 1: Measured Value (dBm) = Reading (dBm) + Factor (dB)
Note 2: Margin (dB) = Measured Value (dBm) – Limit (dBm)

Modulation	VHT40	Test Freq. (MHz)	5795
Polarization	Horizontal		

Test By :Nai Xu Temperature:24 Humidity(%):65

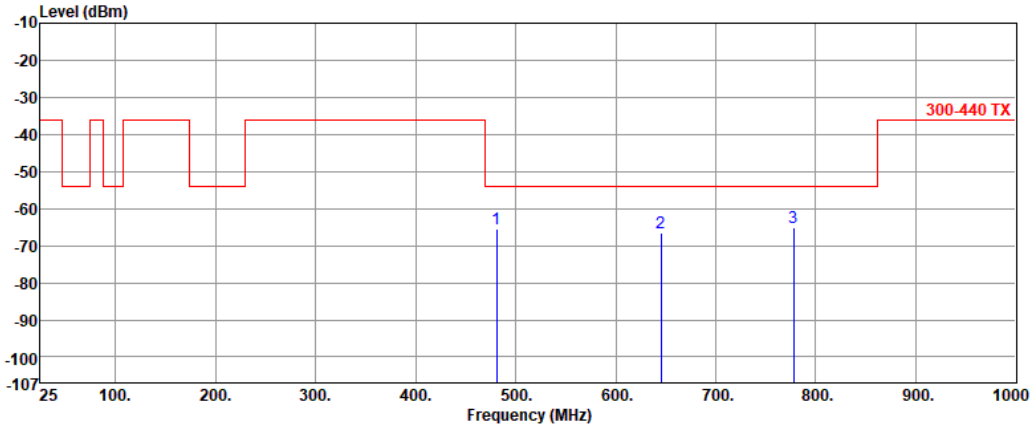

	Freq.	Measured value	Limit	Margin	Factor	Reading
	MHz	dBm	dBm	dB	dB	dBm
1	480.91	-65.51	-54.00	-11.51	3.64	-69.15
2	645.12	-66.41	-54.00	-12.41	6.84	-73.25
3	777.84	-64.99	-54.00	-10.99	9.14	-74.13

Note 1: Measured Value (dBm) = Reading (dBm) + Factor (dB)
Note 2: Margin (dB) = Measured Value (dBm) – Limit (dBm)

Modulation	VHT40	Test Freq. (MHz)	5795
Polarization	Vertical		

Test By :Nai Xu Temperature:24 Humidity(%):65

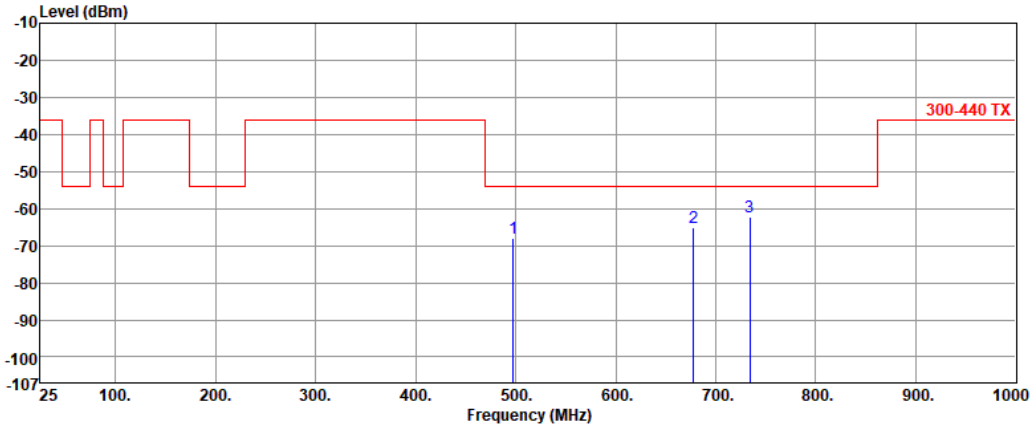

	Freq.	Measured value	Limit	Margin	Factor	Reading
	MHz	dBm	dBm	dB	dB	dBm
1	497.47	-68.14	-54.00	-14.14	4.09	-72.23
2	677.84	-65.11	-54.00	-11.11	7.56	-72.67
3	734.48	-62.31	-54.00	-8.31	8.50	-70.81

Note 1: Measured Value (dBm) = Reading (dBm) + Factor (dB)
Note 2: Margin (dB) = Measured Value (dBm) – Limit (dBm)

Modulation	VHT80	Test Freq. (MHz)	5775
Polarization	Horizontal		

Test By :Nai Xu Temperature:24 Humidity(%):65

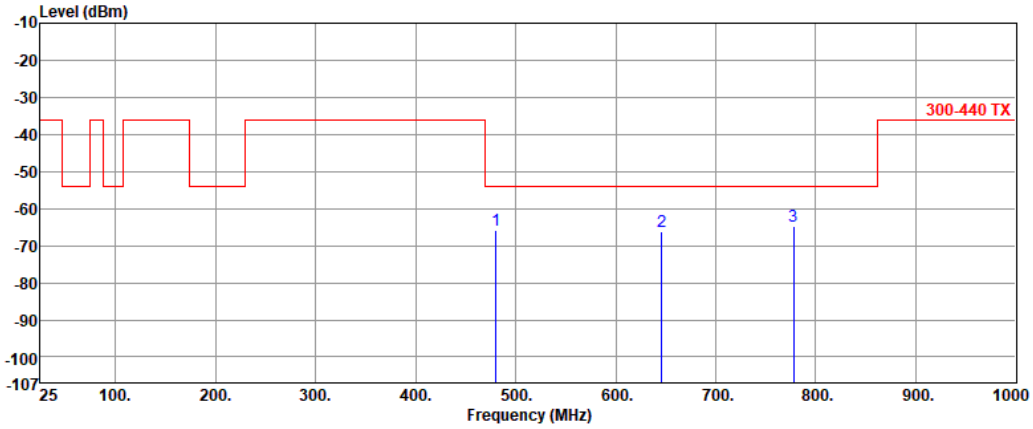

	Freq.	Measured value	Limit	Margin	Factor	Reading
	MHz	dBm	dBm	dB	dB	dBm
1	480.41	-65.83	-54.00	-11.83	3.65	-69.48
2	645.84	-66.14	-54.00	-12.14	6.85	-72.99
3	777.81	-64.86	-54.00	-10.86	9.14	-74.00

Note 1: Measured Value (dBm) = Reading (dBm) + Factor (dB)
Note 2: Margin (dB) = Measured Value (dBm) – Limit (dBm)

Modulation	VHT80	Test Freq. (MHz)	5775
Polarization	Vertical		

Test By :Nai Xu Temperature:24 Humidity(%):65

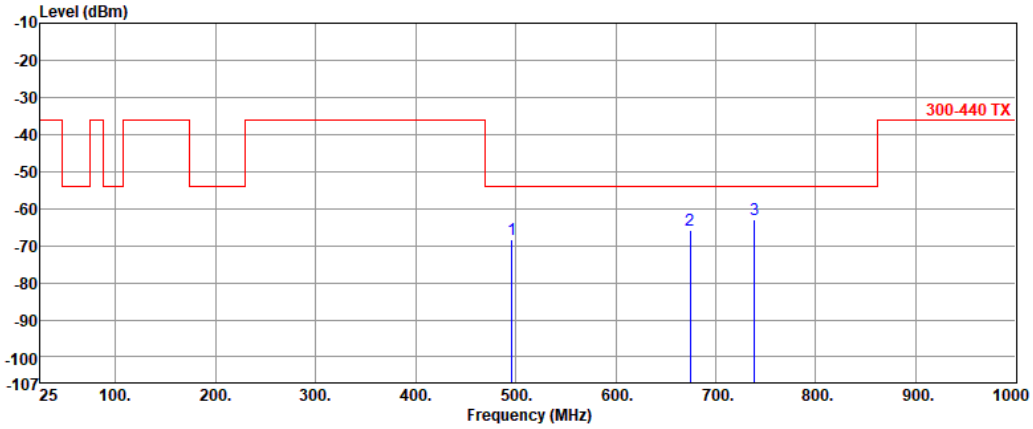

	Freq.	Measured value	Limit	Margin	Factor	Reading
	MHz	dBm	dBm	dB	dB	dBm
1	496.18	-68.51	-54.00	-14.51	4.07	-72.58
2	674.84	-65.86	-54.00	-11.86	7.53	-73.39
3	738.80	-62.91	-54.00	-8.91	8.81	-71.72

Note 1: Measured Value (dBm) = Reading (dBm) + Factor (dB)
Note 2: Margin (dB) = Measured Value (dBm) – Limit (dBm)

4 Receiver Test Results

4.1 Receiver Spurious Emissions

4.1.1 Limit of Receiver Spurious Emissions

Frequency Range	Limit
25 MHz to 1 GHz	2 nW (-57 dBm)
Above 1 GHz	20 nW (-47 dBm)

4.1.2 Test Procedures

Reference to clause 4.3.5.3 of EN 300 440 V2.1.1 (2017-03).

4.1.3 Test Setup

Below 1GHz

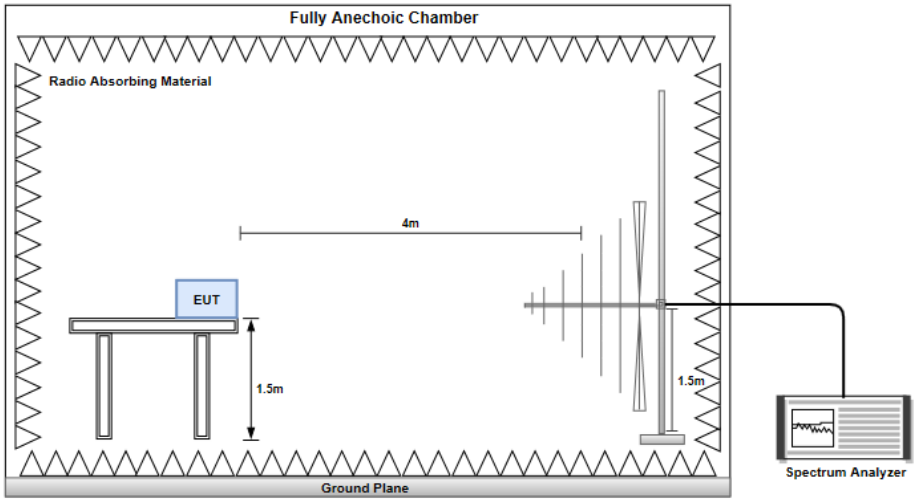

Above 1 GHz

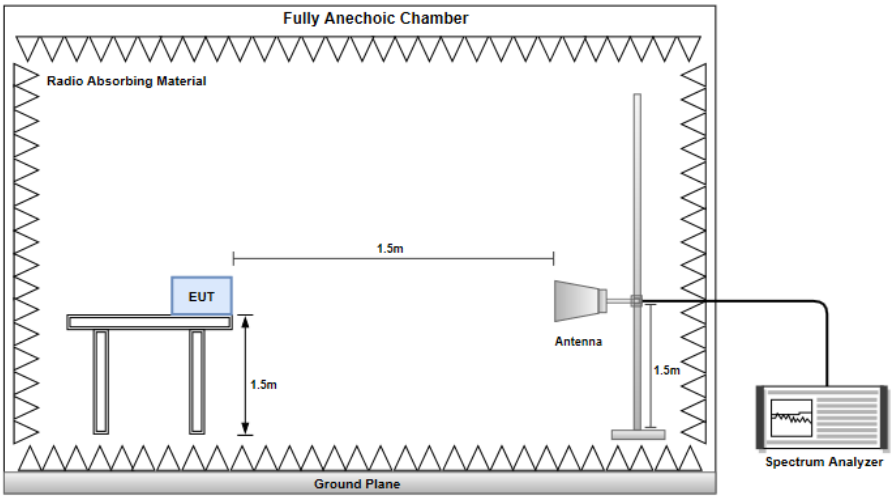

Conducted Emission

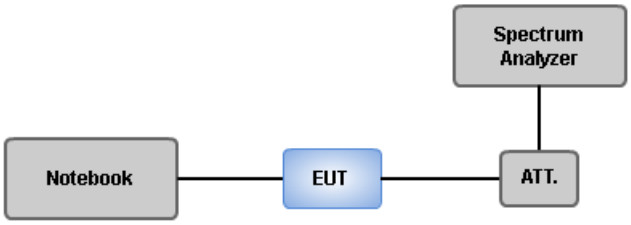

Configuration 1

4.1.4 Receiver Conducted Unwanted Emissions (Below 1GHz)

Modulation	11a	**Test Freq. (MHz)**	5745

Test By :Nai Xu Temperature:24 Humidity(%):65

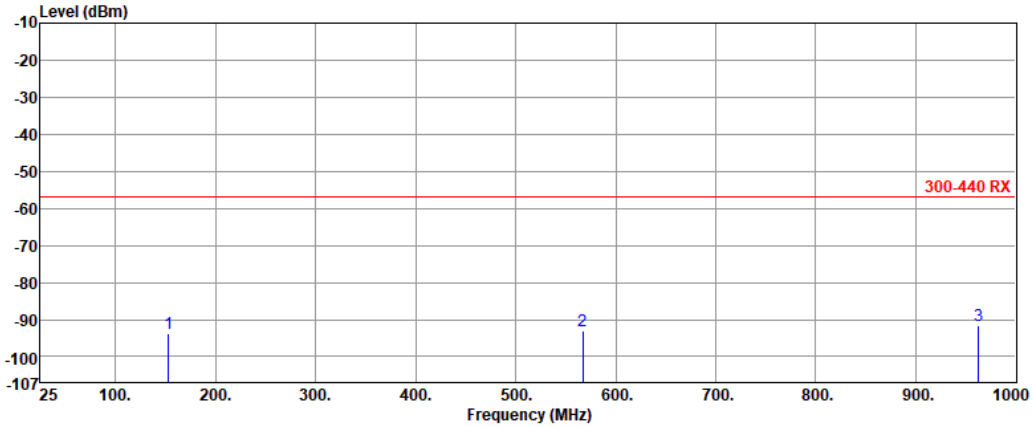

	Freq.	Measured value	Limit	Margin	Factor	Reading
	MHz	dBm	dBm	dB	dB	dBm
1	153.19	-93.67	-57.00	-36.67	0.00	-93.67
2	567.38	-92.99	-57.00	-35.99	0.00	-92.99
3	963.14	-91.55	-57.00	-34.55	0.00	-91.55

Note 1: Measured Value (dBm) = Reading (dBm) + Factor (dB)
Note 2: Margin (dB) = Measured Value (dBm) – Limit (dBm)

Modulation	11a	Test Freq. (MHz)	5785

Test By :Nai Xu Temperature:24 Humidity(%):65

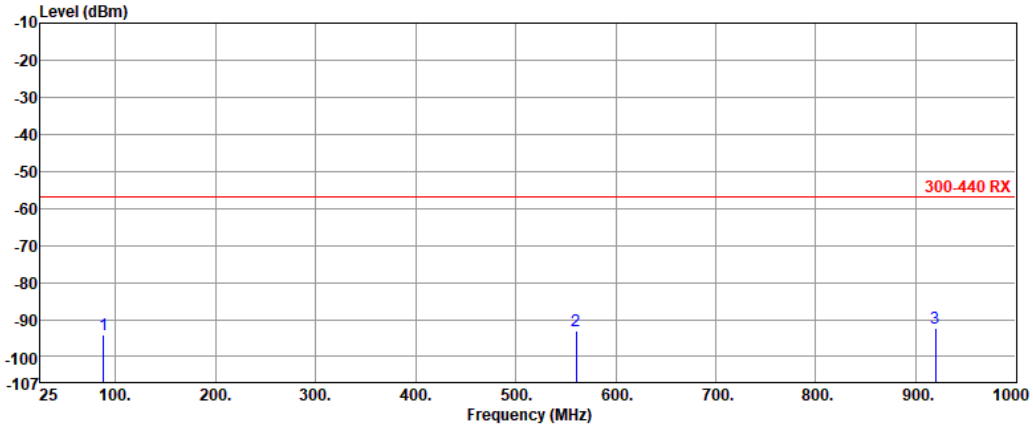

	Freq.	Measured value	Limit	Margin	Factor	Reading
	MHz	dBm	dBm	dB	dB	dBm
1	88.20	-94.19	-57.00	-37.19	0.00	-94.19
2	560.59	-93.01	-57.00	-36.01	0.00	-93.01
3	919.49	-92.33	-57.00	-35.33	0.00	-92.33

Note 1: Measured Value (dBm) = Reading (dBm) + Factor (dB)
Note 2: Margin (dB) = Measured Value (dBm) – Limit (dBm)

Modulation	11a	Test Freq. (MHz)	5825

Test By :Nai Xu Temperature:24 Humidity(%):65

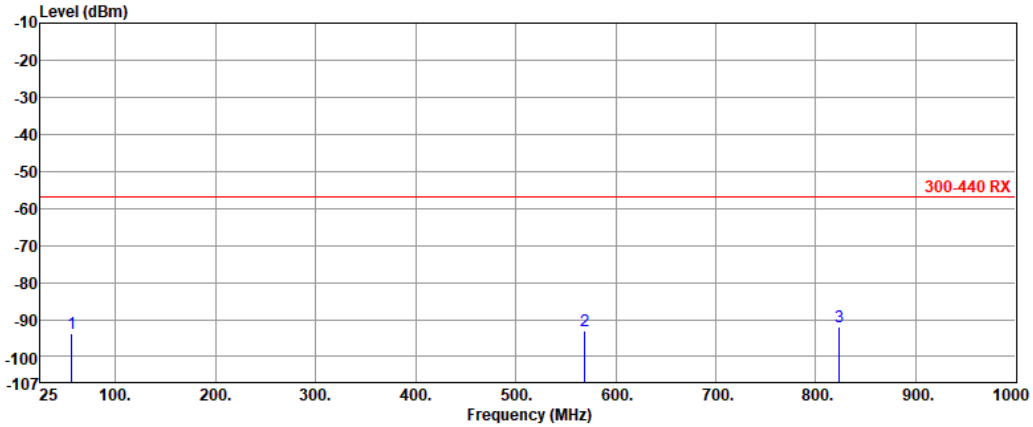

	Freq.	Measured value	Limit	Margin	Factor	Reading
	MHz	dBm	dBm	dB	dB	dBm
1	56.19	-93.64	-57.00	-36.64	0.00	-93.64
2	569.32	-92.89	-57.00	-35.89	0.00	-92.89
3	823.46	-92.10	-57.00	-35.10	0.00	-92.10

Note 1: Measured Value (dBm) = Reading (dBm) + Factor (dB)
Note 2: Margin (dB) = Measured Value (dBm) – Limit (dBm)

Modulation	VHT20	Test Freq. (MHz)	5745

Test By :Nai Xu Temperature:24 Humidity(%):65

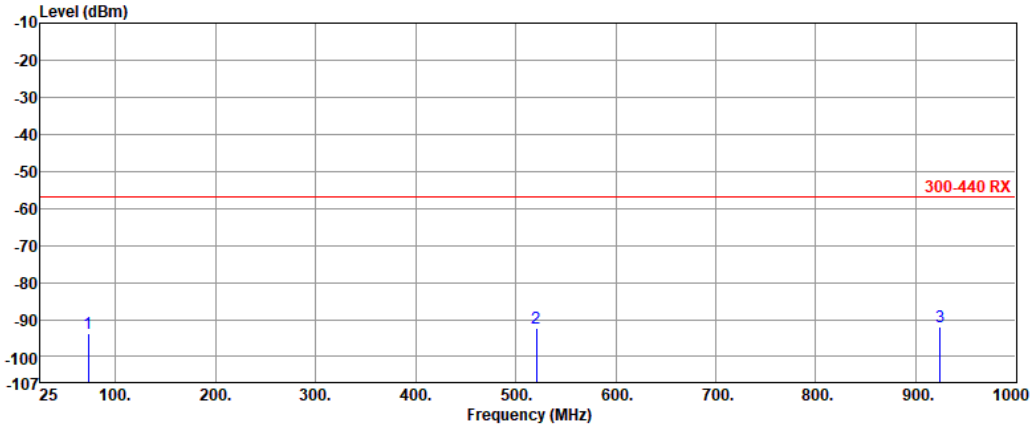

	Freq.	Measured value	Limit	Margin	Factor	Reading
	MHz	dBm	dBm	dB	dB	dBm
1	72.68	-93.74	-57.00	-36.74	0.00	-93.74
2	520.82	-92.23	-57.00	-35.23	0.00	-92.23
3	924.34	-91.86	-57.00	-34.86	0.00	-91.86

Note 1: Measured Value (dBm) = Reading (dBm) + Factor (dB)
Note 2: Margin (dB) = Measured Value (dBm) – Limit (dBm)

Modulation	VHT20	Test Freq. (MHz)	5785

Test By :Nai Xu Temperature:24 Humidity(%):65

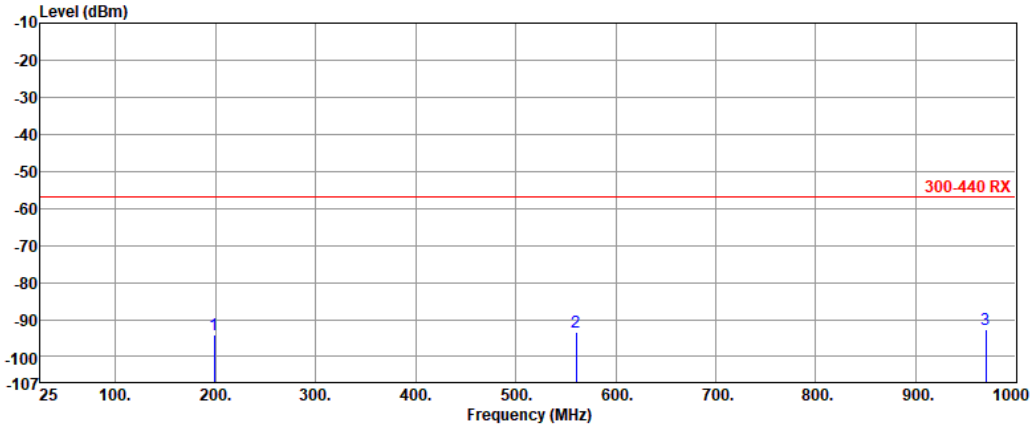

	Freq.	Measured value	Limit	Margin	Factor	Reading
	MHz	dBm	dBm	dB	dB	dBm
1	198.78	-94.07	-57.00	-37.07	0.00	-94.07
2	560.59	-93.45	-57.00	-36.45	0.00	-93.45
3	969.93	-92.62	-57.00	-35.62	0.00	-92.62

Note 1: Measured Value (dBm) = Reading (dBm) + Factor (dB)
Note 2: Margin (dB) = Measured Value (dBm) – Limit (dBm)

Modulation	VHT20	Test Freq. (MHz)	5825

Test By :Nai Xu Temperature:24 Humidity(%):65

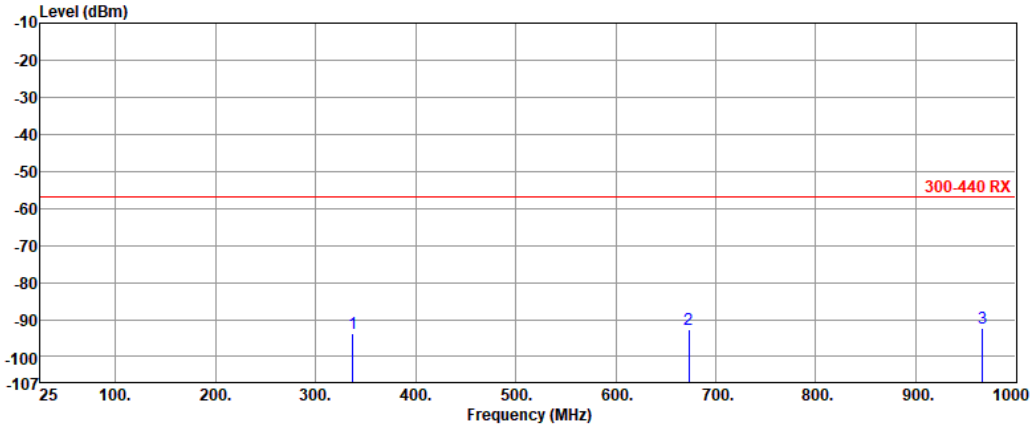

	Freq.	Measured value	Limit	Margin	Factor	Reading
	MHz	dBm	dBm	dB	dB	dBm
1	337.49	-93.72	-57.00	-36.72	0.00	-93.72
2	673.11	-92.61	-57.00	-35.61	0.00	-92.61
3	967.02	-92.24	-57.00	-35.24	0.00	-92.24

Note 1: Measured Value (dBm) = Reading (dBm) + Factor (dB)
Note 2: Margin (dB) = Measured Value (dBm) – Limit (dBm)

Modulation	VHT40	Test Freq. (MHz)	5755

Test By :Nai Xu Temperature:24 Humidity(%):65

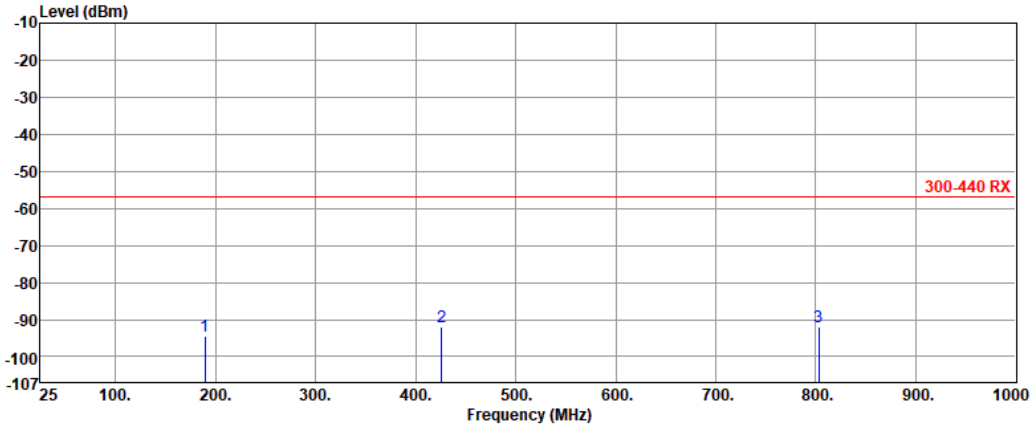

	Freq.	Measured value	Limit	Margin	Factor	Reading
	MHz	dBm	dBm	dB	dB	dBm
1	189.08	-94.59	-57.00	-37.59	0.00	-94.59
2	425.76	-91.89	-57.00	-34.89	0.00	-91.89
3	803.09	-91.87	-57.00	-34.87	0.00	-91.87

Note 1: Measured Value (dBm) = Reading (dBm) + Factor (dB)
Note 2: Margin (dB) = Measured Value (dBm) – Limit (dBm)

Modulation	VHT40	Test Freq. (MHz)	5795

Test By :Nai Xu Temperature:24 Humidity(%):65

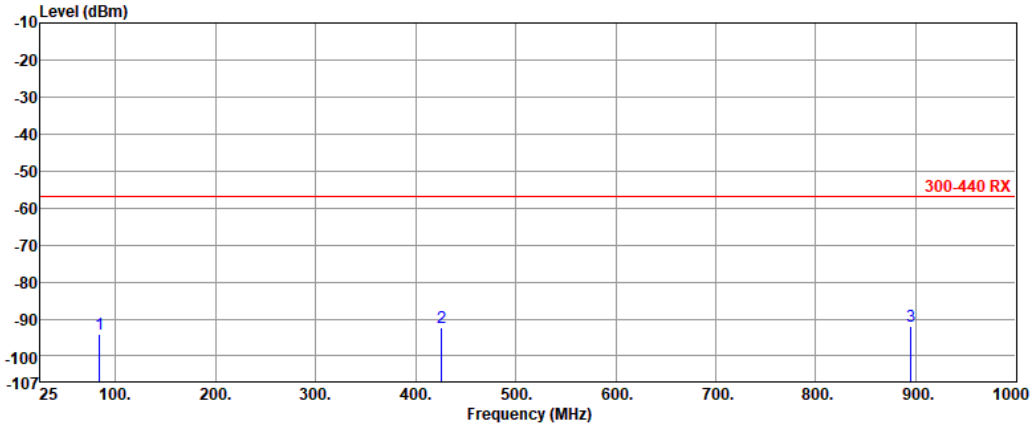

	Freq.	Measured value	Limit	Margin	Factor	Reading
	MHz	dBm	dBm	dB	dB	dBm
1	84.32	-94.12	-57.00	-37.12	0.00	-94.12
2	425.76	-92.29	-57.00	-35.29	0.00	-92.29
3	895.24	-91.91	-57.00	-34.91	0.00	-91.91

Note 1: Measured Value (dBm) = Reading (dBm) + Factor (dB)
Note 2: Margin (dB) = Measured Value (dBm) – Limit (dBm)

Modulation	VHT80	Test Freq. (MHz)	5755

Test By :Nai Xu Temperature:24 Humidity(%):65

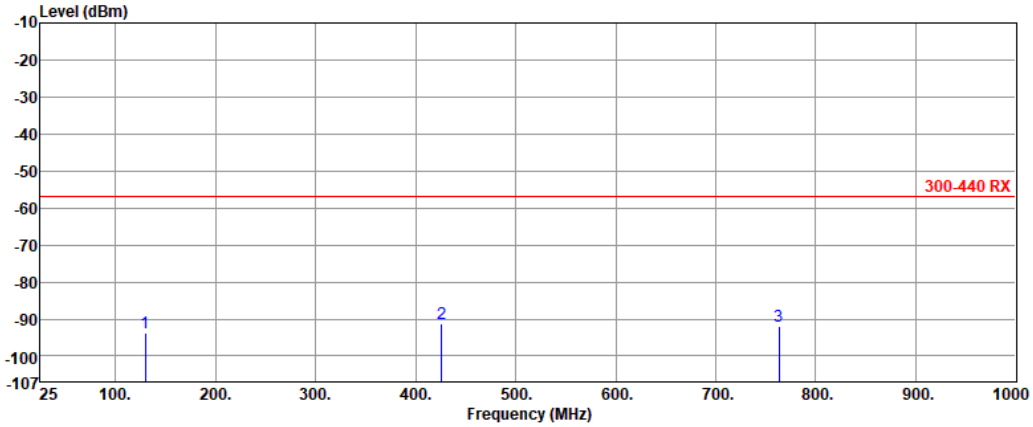

	Freq.	Measured value	Limit	Margin	Factor	Reading
	MHz	dBm	dBm	dB	dB	dBm
1	129.91	-93.90	-57.00	-36.90	0.00	-93.90
2	425.76	-91.08	-57.00	-34.08	0.00	-91.08
3	763.32	-92.00	-57.00	-35.00	0.00	-92.00

Note 1: Measured Value (dBm) = Reading (dBm) + Factor (dB)
Note 2: Margin (dB) = Measured Value (dBm) – Limit (dBm)

4.1.5 Receiver Conducted Unwanted Emissions (Above 1GHz)

Modulation	11a	Test Freq. (MHz)	5745

Test By :Nai Xu Temperature:24 Humidity(%):65

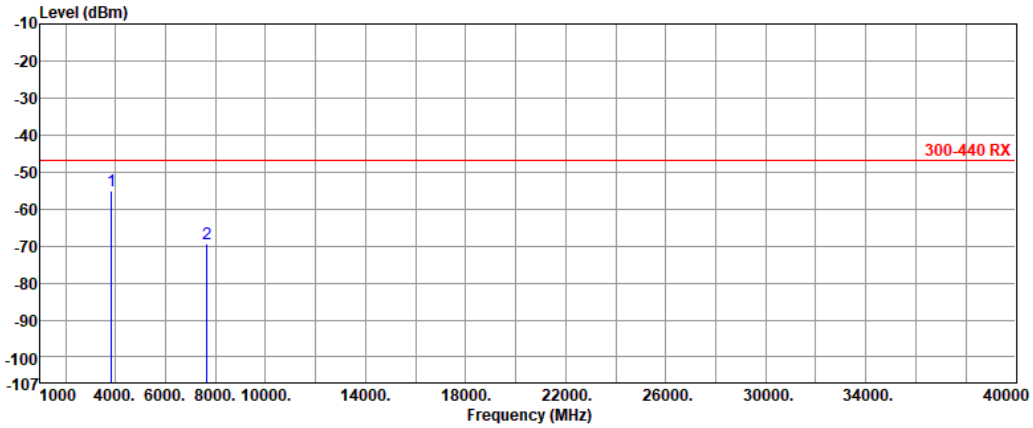

	Freq.	Measured value	Limit	Margin	Factor	Reading
	MHz	dBm	dBm	dB	dB	dBm
1	3830.97	-55.23	-47.00	-8.23	0.00	-55.23
2	7660.09	-69.40	-47.00	-22.40	0.00	-69.40

Note 1: Measured Value (dBm) = Reading (dBm) + Factor (dB)
Note 2: Margin (dB) = Measured Value (dBm) – Limit (dBm)

Modulation	11a	Test Freq. (MHz)	5785

Test By :Nai Xu Temperature:24 Humidity(%):65

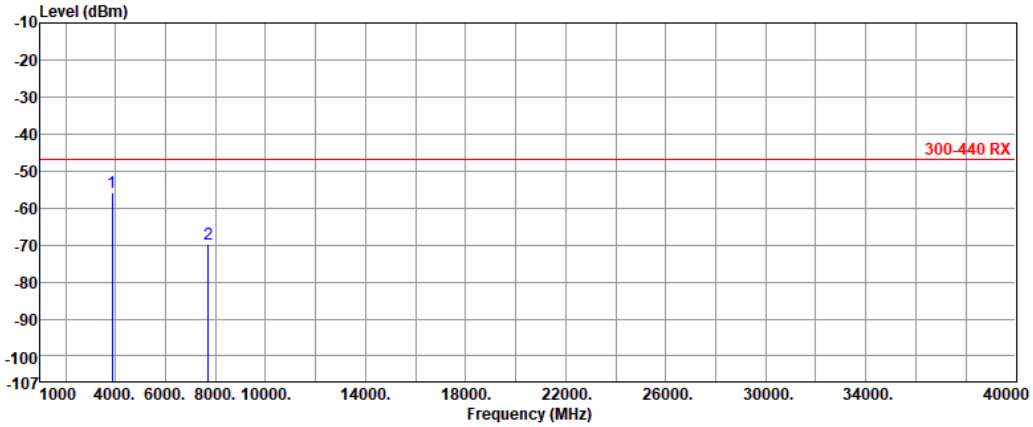

	Freq.	Measured value	Limit	Margin	Factor	Reading
	MHz	dBm	dBm	dB	dB	dBm
1	3856.71	-55.77	-47.00	-8.77	0.00	-55.77
2	7713.27	-69.68	-47.00	-22.68	0.00	-69.68

Note 1: Measured Value (dBm) = Reading (dBm) + Factor (dB)
Note 2: Margin (dB) = Measured Value (dBm) – Limit (dBm)

Modulation	11a	Test Freq. (MHz)	5825

Test By :Nai Xu Temperature:24 Humidity(%):65

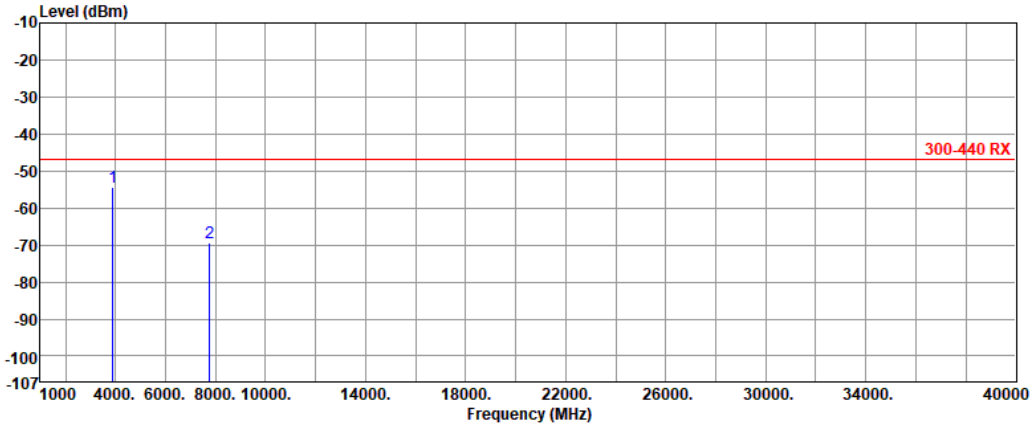

	Freq.	Measured value	Limit	Margin	Factor	Reading
	MHz	dBm	dBm	dB	dB	dBm
1	3883.28	-54.41	-47.00	-7.41	0.00	-54.41
2	7766.56	-69.47	-47.00	-22.47	0.00	-69.47

Note 1: Measured Value (dBm) = Reading (dBm) + Factor (dB)
Note 2: Margin (dB) = Measured Value (dBm) – Limit (dBm)

Modulation	VHT20	Test Freq. (MHz)	5745

Test By :Nai Xu Temperature:24 Humidity(%):65

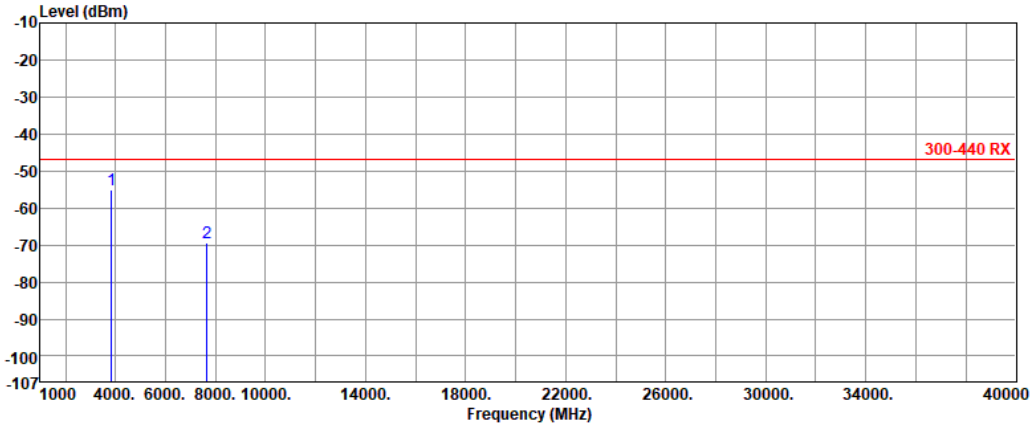

	Freq.	Measured value	Limit	Margin	Factor	Reading
	MHz	dBm	dBm	dB	dB	dBm
1	3830.04	-55.13	-47.00	-8.13	0.00	-55.13
2	7660.97	-69.46	-47.00	-22.46	0.00	-69.46

Note 1: Measured Value (dBm) = Reading (dBm) + Factor (dB)
Note 2: Margin (dB) = Measured Value (dBm) – Limit (dBm)

Modulation	VHT20	Test Freq. (MHz)	5785

Test By :Nai Xu Temperature:24 Humidity(%):65

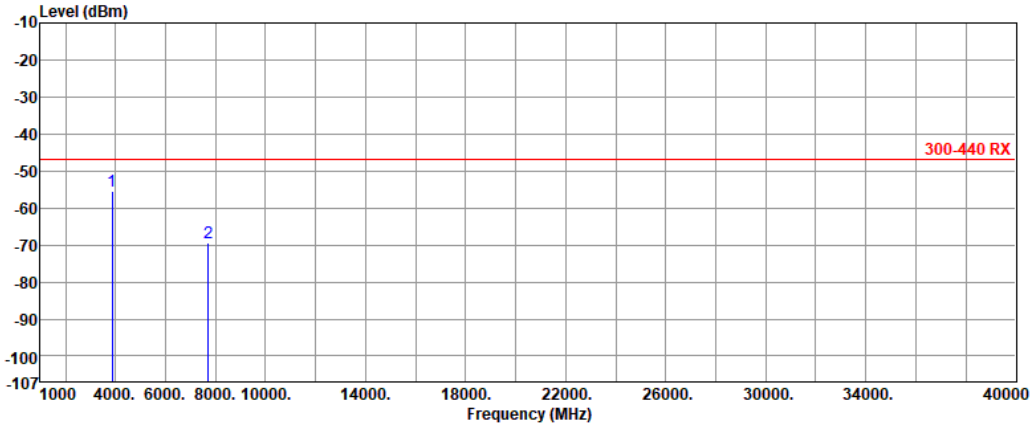

	Freq.	Measured value	Limit	Margin	Factor	Reading
	MHz	dBm	dBm	dB	dB	dBm
1	3856.65	-55.57	-47.00	-8.57	0.00	-55.57
2	7713.27	-69.27	-47.00	-22.27	0.00	-69.27

Note 1: Measured Value (dBm) = Reading (dBm) + Factor (dB)
Note 2: Margin (dB) = Measured Value (dBm) – Limit (dBm)

Modulation	VHT20	Test Freq. (MHz)	5825

Test By :Nai Xu Temperature:24 Humidity(%):65

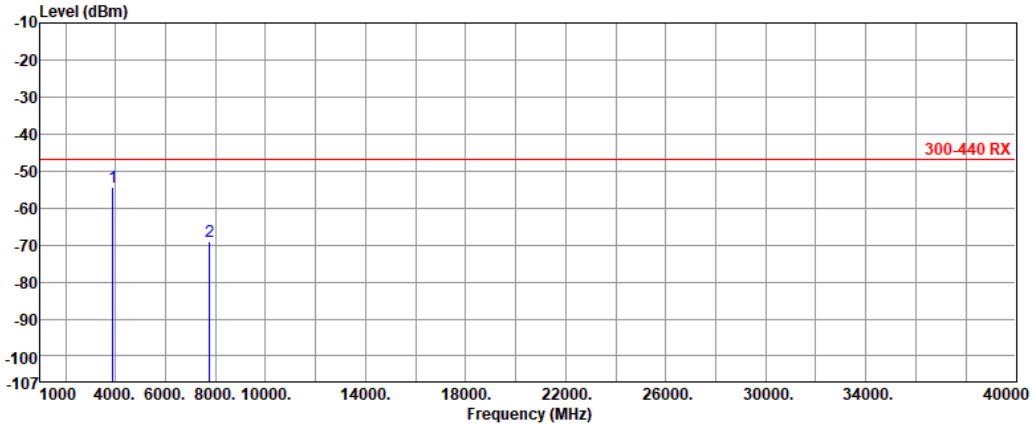

	Freq.	Measured value	Limit	Margin	Factor	Reading
	MHz	dBm	dBm	dB	dB	dBm
1	3883.34	-54.37	-47.00	-7.37	0.00	-54.37
2	7766.73	-69.24	-47.00	-22.24	0.00	-69.24

Note 1: Measured Value (dBm) = Reading (dBm) + Factor (dB)
Note 2: Margin (dB) = Measured Value (dBm) – Limit (dBm)

Modulation	VHT40	Test Freq. (MHz)	5755

Test By :Nai Xu Temperature:24 Humidity(%):65

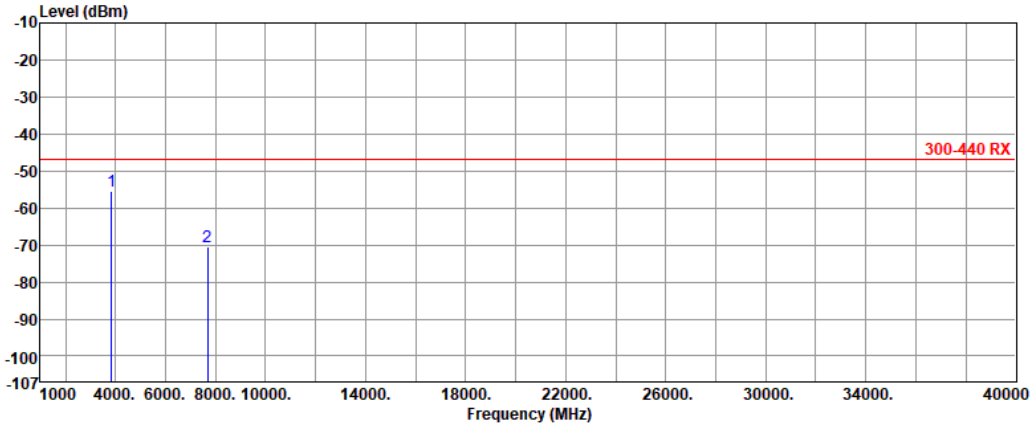

	Freq.	Measured value	Limit	Margin	Factor	Reading
	MHz	dBm	dBm	dB	dB	dBm
1	3836.58	-55.33	-47.00	-8.33	0.00	-55.33
2	7673.31	-70.34	-47.00	-23.34	0.00	-70.34

Note 1: Measured Value (dBm) = Reading (dBm) + Factor (dB)
Note 2: Margin (dB) = Measured Value (dBm) – Limit (dBm)

Modulation	VHT40	Test Freq. (MHz)	5795

Test By :Nai Xu Temperature:24 Humidity(%):65

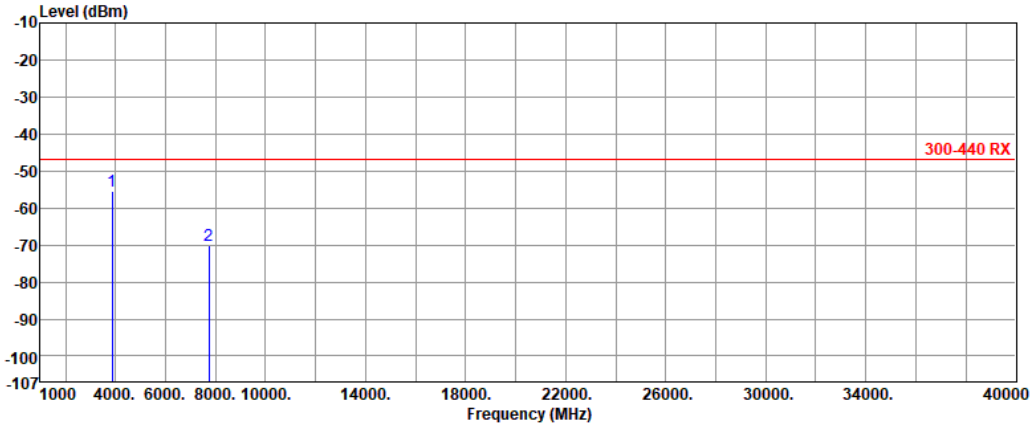

	Freq.	Measured value	Limit	Margin	Factor	Reading
	MHz	dBm	dBm	dB	dB	dBm
1	3863.35	-55.36	-47.00	-8.36	0.00	-55.36
2	7726.62	-70.27	-47.00	-23.27	0.00	-70.27

Note 1: Measured Value (dBm) = Reading (dBm) + Factor (dB)
Note 2: Margin (dB) = Measured Value (dBm) – Limit (dBm)

Modulation	VHT80	Test Freq. (MHz)	5755

Test By :Nai Xu Temperature:24 Humidity(%):65

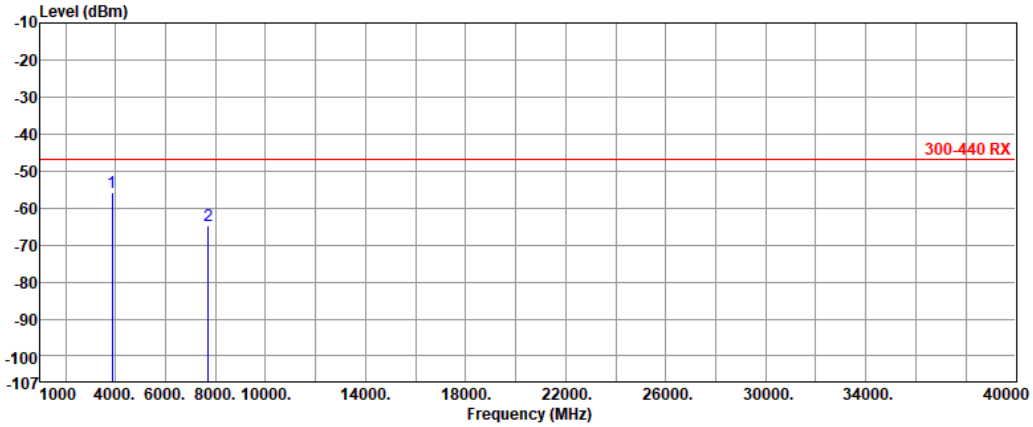

	Freq.	Measured value	Limit	Margin	Factor	Reading
	MHz	dBm	dBm	dB	dB	dBm
1	3850.92	-55.91	-47.00	-8.91	0.00	-55.91
2	7699.89	-64.90	-47.00	-17.90	0.00	-64.90

Note 1: Measured Value (dBm) = Reading (dBm) + Factor (dB)
Note 2: Margin (dB) = Measured Value (dBm) – Limit (dBm)

4.1.6 Receiver Radiated Unwanted Emissions (Below 1GHz)

Modulation	11a	Test Freq. (MHz)	5745
Polarization	Horizontal		

Test By :Nai Xu Temperature:24 Humidity(%):65

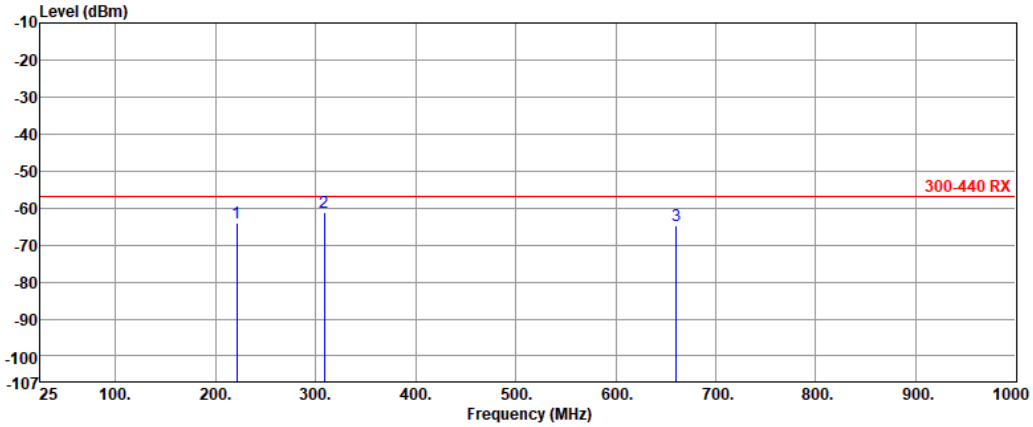

	Freq.	Measured value	Limit	Margin	Factor	Reading
	MHz	dBm	dBm	dB	dB	dBm
1	220.91	-64.22	-57.00	-7.22	-4.65	-59.57
2	308.49	-61.05	-57.00	-4.05	-1.27	-59.78
3	660.84	-64.89	-57.00	-7.89	7.20	-72.09

Note 1: Measured Value (dBm) = Reading (dBm) + Factor (dB)
Note 2: Margin (dB) = Measured Value (dBm) – Limit (dBm)

Modulation	11a	Test Freq. (MHz)	5745
Polarization	Vertical		

Test By :Nai Xu Temperature:24 Humidity(%):65

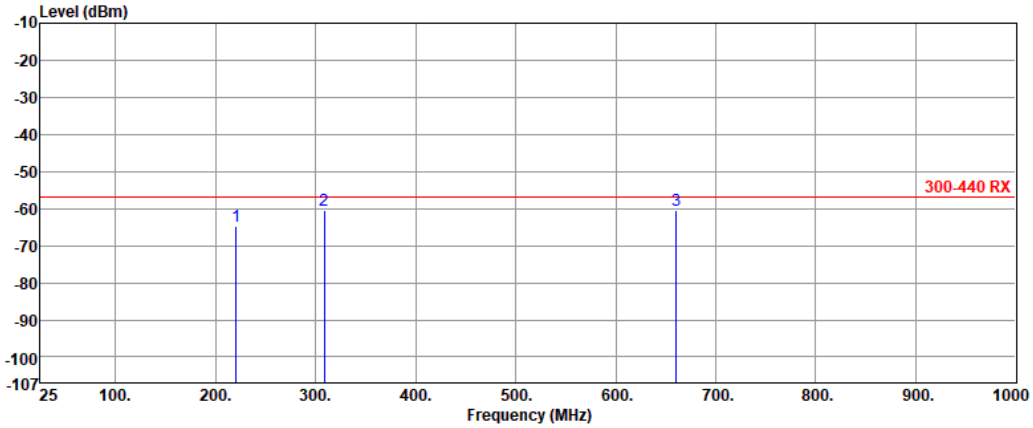

	Freq.	Measured value	Limit	Margin	Factor	Reading
	MHz	dBm	dBm	dB	dB	dBm
1	220.61	-64.81	-57.00	-7.81	-4.84	-59.97
2	308.88	-60.48	-57.00	-3.48	-0.50	-59.98
3	660.51	-60.31	-57.00	-3.31	7.35	-67.66

Note 1: Measured Value (dBm) = Reading (dBm) + Factor (dB)
Note 2: Margin (dB) = Measured Value (dBm) – Limit (dBm)

Modulation	11a	Test Freq. (MHz)	5785
Polarization	Horizontal		

Test By :Nai Xu Temperature:24 Humidity(%):65

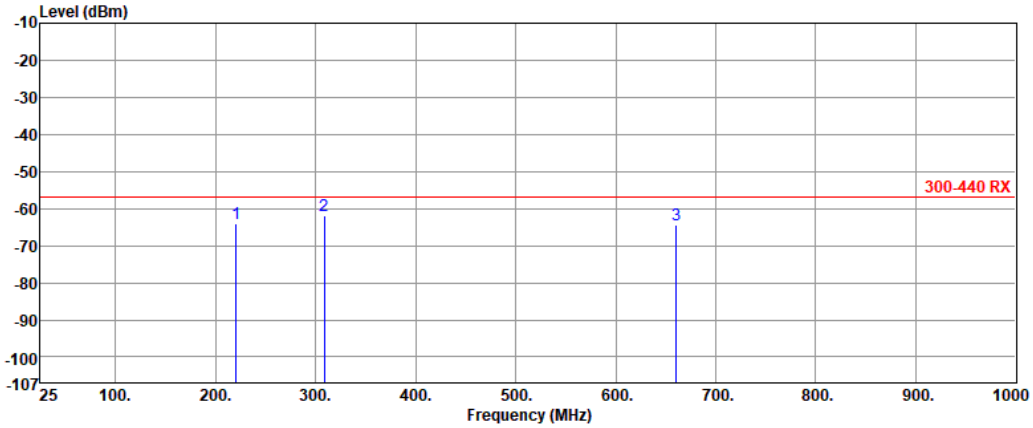

	Freq.	Measured value	Limit	Margin	Factor	Reading
	MHz	dBm	dBm	dB	dB	dBm
1	220.86	-64.18	-57.00	-7.18	-4.65	-59.53
2	308.84	-61.76	-57.00	-4.76	-1.26	-60.50
3	660.42	-64.53	-57.00	-7.53	7.18	-71.71

Note 1: Measured Value (dBm) = Reading (dBm) + Factor (dB)
Note 2: Margin (dB) = Measured Value (dBm) – Limit (dBm)

Modulation	11a	Test Freq. (MHz)	5785
Polarization	Vertical		

Test By :Nai Xu Temperature:24 Humidity(%):65

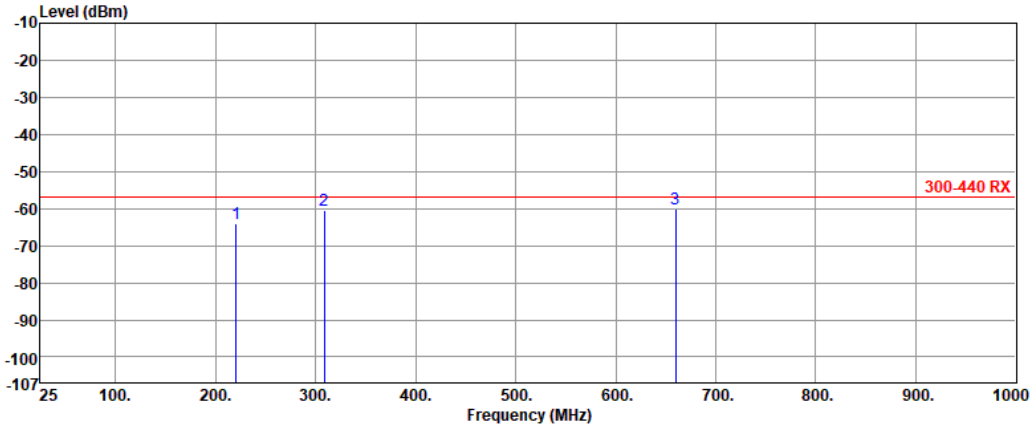

	Freq.	Measured value	Limit	Margin	Factor	Reading
	MHz	dBm	dBm	dB	dB	dBm
1	220.84	-64.11	-57.00	-7.11	-4.82	-59.29
2	308.68	-60.51	-57.00	-3.51	-0.51	-60.00
3	660.07	-60.26	-57.00	-3.26	7.33	-67.59

Note 1: Measured Value (dBm) = Reading (dBm) + Factor (dB)
Note 2: Margin (dB) = Measured Value (dBm) – Limit (dBm)

Modulation	11a	Test Freq. (MHz)	5825
Polarization	Horizontal		

Test By :Nai Xu Temperature:24 Humidity(%):65

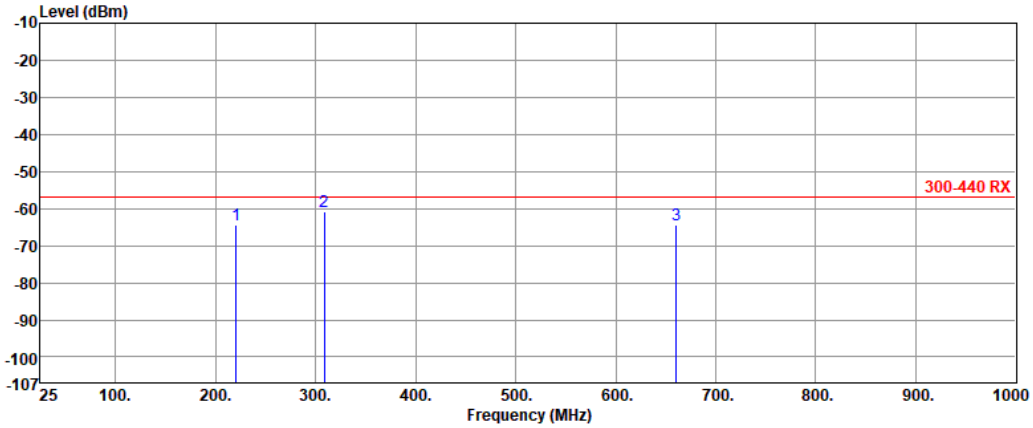

	Freq.	Measured value	Limit	Margin	Factor	Reading
	MHz	dBm	dBm	dB	dB	dBm
1	220.61	-64.48	-57.00	-7.48	-4.65	-59.83
2	308.84	-60.93	-57.00	-3.93	-1.26	-59.67
3	660.84	-64.52	-57.00	-7.52	7.20	-71.72

Note 1: Measured Value (dBm) = Reading (dBm) + Factor (dB)
Note 2: Margin (dB) = Measured Value (dBm) – Limit (dBm)

Modulation	11a	Test Freq. (MHz)	5825
Polarization	Vertical		

Test By :Nai Xu Temperature:24 Humidity(%):65

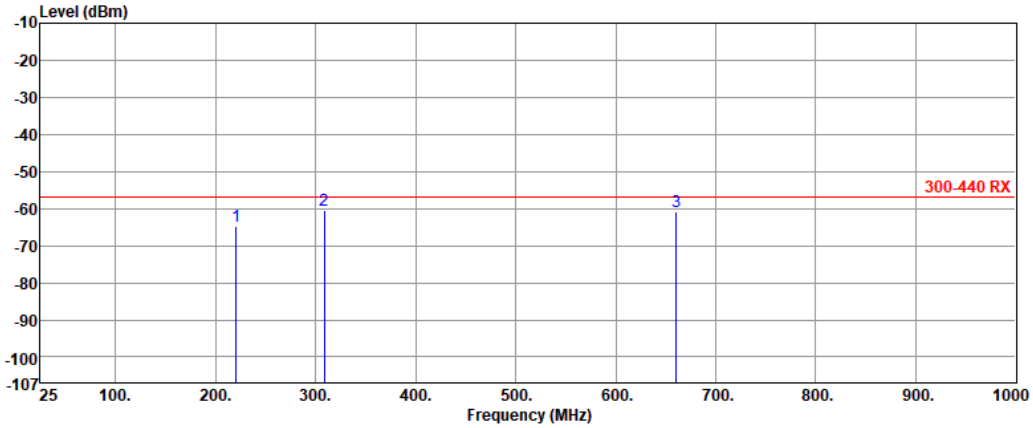

	Freq.	Measured value	Limit	Margin	Factor	Reading
	MHz	dBm	dBm	dB	dB	dBm
1	220.84	-64.70	-57.00	-7.70	-4.82	-59.88
2	308.84	-60.52	-57.00	-3.52	-0.50	-60.02
3	660.84	-60.74	-57.00	-3.74	7.36	-68.10

Note 1: Measured Value (dBm) = Reading (dBm) + Factor (dB)
Note 2: Margin (dB) = Measured Value (dBm) – Limit (dBm)

Modulation	VHT20	Test Freq. (MHz)	5745
Polarization	Horizontal		

Test By :Nai Xu Temperature:24 Humidity(%):65

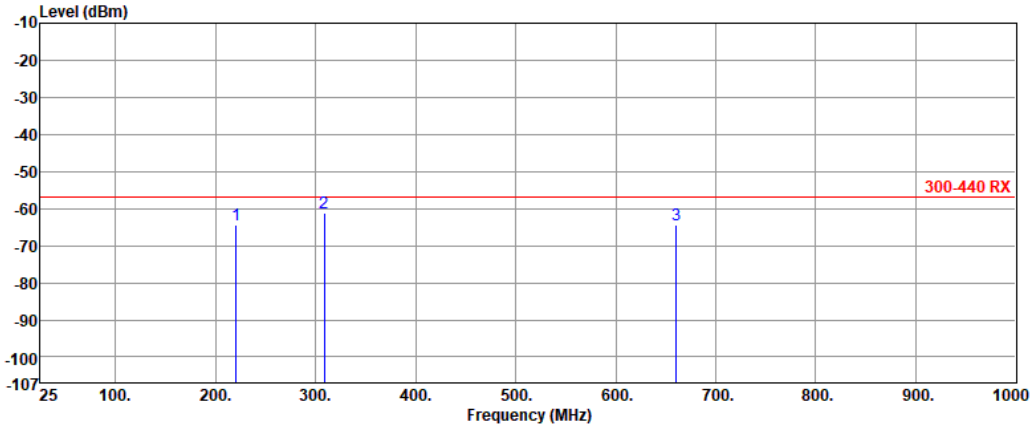

	Freq.	Measured value	Limit	Margin	Factor	Reading
	MHz	dBm	dBm	dB	dB	dBm
1	220.84	-64.52	-57.00	-7.52	-4.65	-59.87
2	308.84	-61.21	-57.00	-4.21	-1.26	-59.95
3	660.84	-64.57	-57.00	-7.57	7.20	-71.77

Note 1: Measured Value (dBm) = Reading (dBm) + Factor (dB)
Note 2: Margin (dB) = Measured Value (dBm) – Limit (dBm)

Modulation	VHT20	Test Freq. (MHz)	5745
Polarization	Vertical		

Test By :Nai Xu Temperature:24 Humidity(%):65

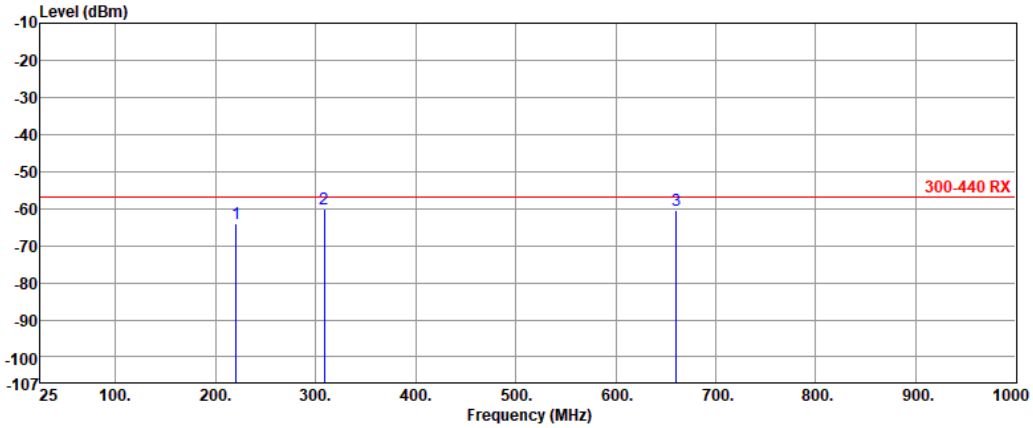

	Freq.	Measured value	Limit	Margin	Factor	Reading
	MHz	dBm	dBm	dB	dB	dBm
1	220.84	-64.18	-57.00	-7.18	-4.82	-59.36
2	308.84	-60.26	-57.00	-3.26	-0.50	-59.76
3	660.87	-60.31	-57.00	-3.31	7.36	-67.67

Note 1: Measured Value (dBm) = Reading (dBm) + Factor (dB)
Note 2: Margin (dB) = Measured Value (dBm) – Limit (dBm)

Modulation	VHT20	Test Freq. (MHz)	5785
Polarization	Horizontal		

Test By :Nai Xu Temperature:24 Humidity(%):65

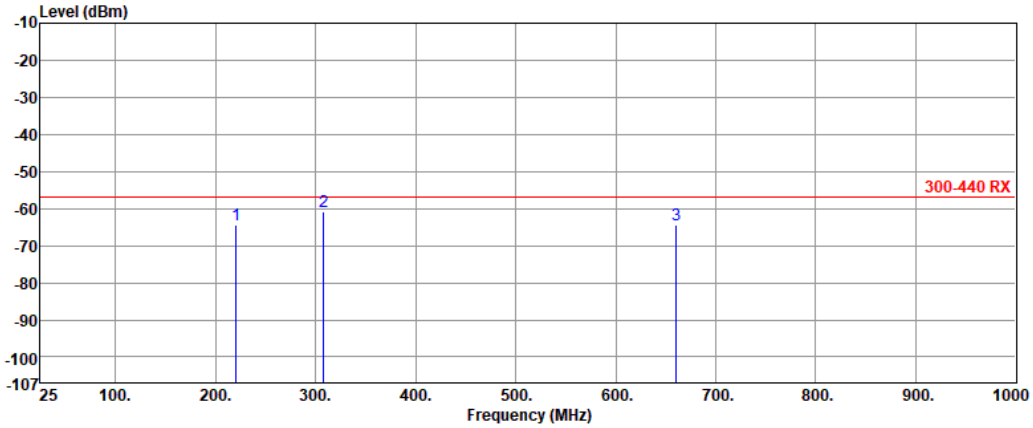

	Freq.	Measured value	Limit	Margin	Factor	Reading
	MHz	dBm	dBm	dB	dB	dBm
1	220.81	-64.47	-57.00	-7.47	-4.65	-59.82
2	308.22	-60.70	-57.00	-3.70	-1.30	-59.40
3	660.70	-64.38	-57.00	-7.38	7.19	-71.57

Note 1: Measured Value (dBm) = Reading (dBm) + Factor (dB)
Note 2: Margin (dB) = Measured Value (dBm) – Limit (dBm)

Modulation	VHT20	Test Freq. (MHz)	5785
Polarization	Vertical		

Test By :Nai Xu Temperature:24 Humidity(%):65

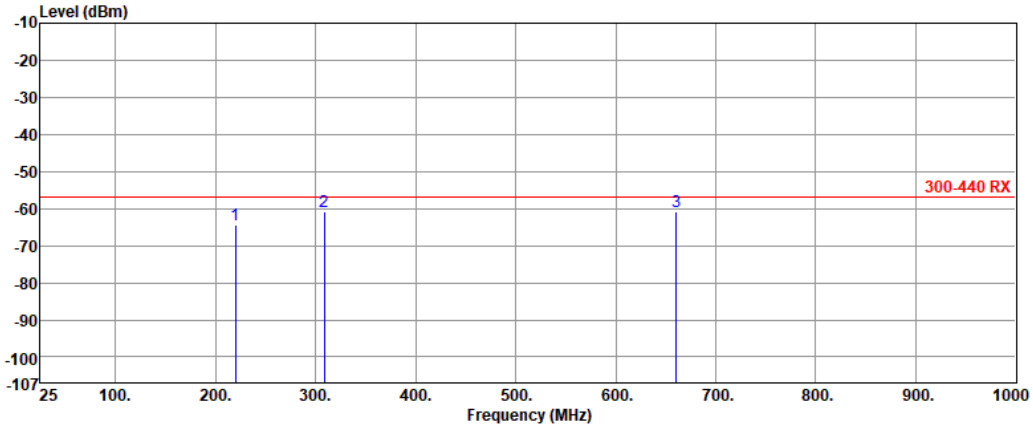

	Freq.	Measured value	Limit	Margin	Factor	Reading
	MHz	dBm	dBm	dB	dB	dBm
1	220.07	-64.30	-57.00	-7.30	-4.88	-59.42
2	308.90	-60.81	-57.00	-3.81	-0.50	-60.31
3	660.84	-60.72	-57.00	-3.72	7.36	-68.08

Note 1: Measured Value (dBm) = Reading (dBm) + Factor (dB)
Note 2: Margin (dB) = Measured Value (dBm) – Limit (dBm)

Modulation	VHT20	Test Freq. (MHz)	5825
Polarization	Horizontal		

Test By :Nai Xu Temperature:24 Humidity(%):65

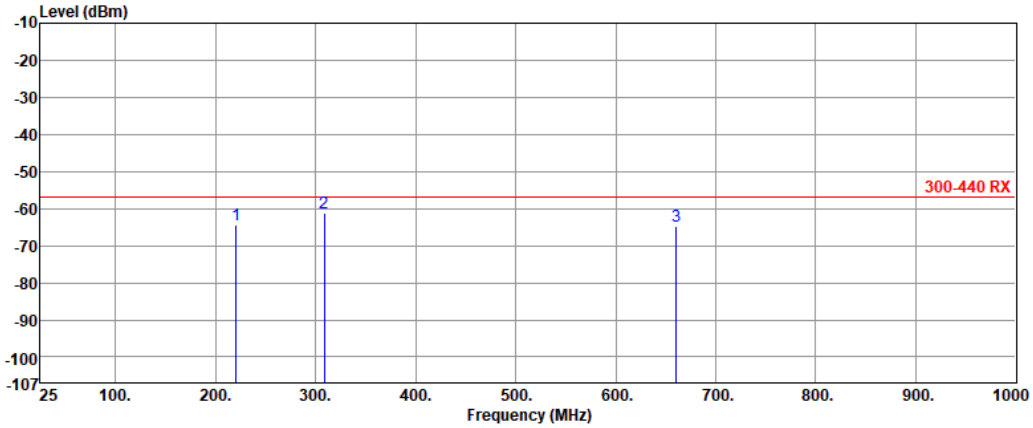

	Freq.	Measured value	Limit	Margin	Factor	Reading
	MHz	dBm	dBm	dB	dB	dBm
1	220.81	-64.23	-57.00	-7.23	-4.65	-59.58
2	308.60	-61.23	-57.00	-4.23	-1.27	-59.96
3	660.65	-64.76	-57.00	-7.76	7.19	-71.95

Note 1: Measured Value (dBm) = Reading (dBm) + Factor (dB)
Note 2: Margin (dB) = Measured Value (dBm) – Limit (dBm)

Modulation	VHT20	Test Freq. (MHz)	5825
Polarization	Vertical		

Test By :Nai Xu Temperature:24 Humidity(%):65

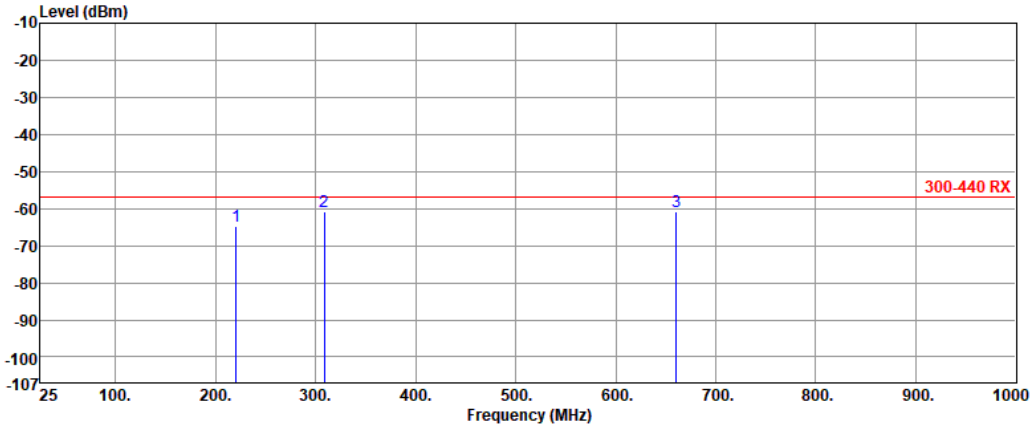

	Freq.	Measured value	Limit	Margin	Factor	Reading
	MHz	dBm	dBm	dB	dB	dBm
1	220.79	-64.67	-57.00	-7.67	-4.83	-59.84
2	308.84	-60.69	-57.00	-3.69	-0.50	-60.19
3	660.86	-60.92	-57.00	-3.92	7.36	-68.28

Note 1: Measured Value (dBm) = Reading (dBm) + Factor (dB)
Note 2: Margin (dB) = Measured Value (dBm) – Limit (dBm)

Modulation	VHT40	Test Freq. (MHz)	5755
Polarization	Horizontal		

Test By :Nai Xu Temperature:24 Humidity(%):65

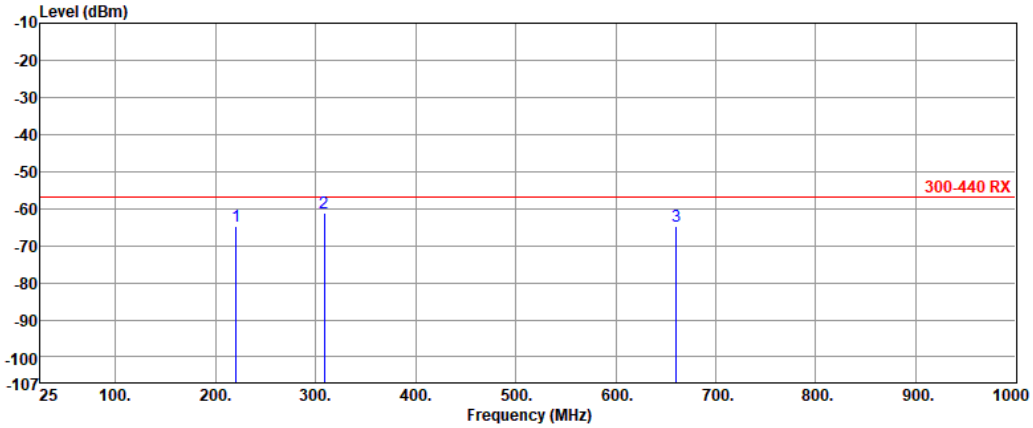

	Freq.	Measured value	Limit	Margin	Factor	Reading
	MHz	dBm	dBm	dB	dB	dBm
1	220.84	-64.90	-57.00	-7.90	-4.65	-60.25
2	308.81	-61.31	-57.00	-4.31	-1.26	-60.05
3	660.84	-64.91	-57.00	-7.91	7.20	-72.11

Note 1: Measured Value (dBm) = Reading (dBm) + Factor (dB)
Note 2: Margin (dB) = Measured Value (dBm) – Limit (dBm)

Modulation	VHT40	Test Freq. (MHz)	5755
Polarization	Vertical		

Test By :Nai Xu Temperature:24 Humidity(%):65

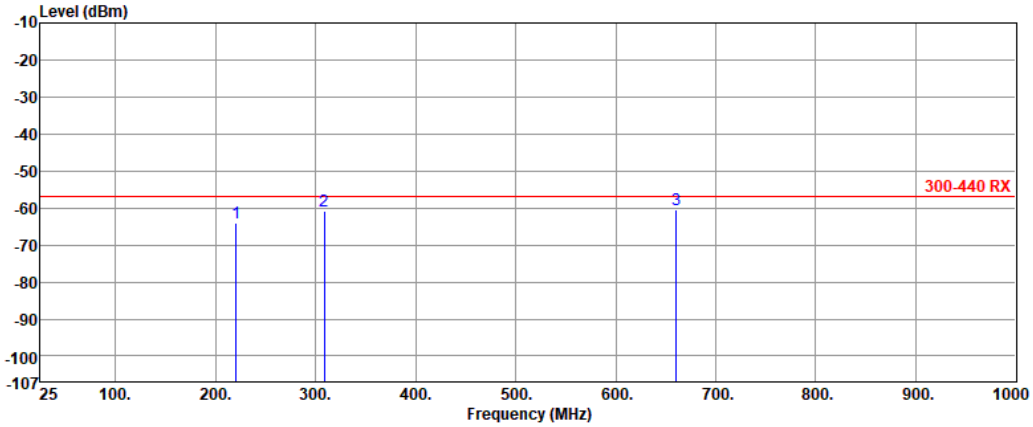

	Freq.	Measured value	Limit	Margin	Factor	Reading
	MHz	dBm	dBm	dB	dB	dBm
1	220.84	-64.12	-57.00	-7.12	-4.82	-59.30
2	308.49	-60.69	-57.00	-3.69	-0.52	-60.17
3	660.84	-60.41	-57.00	-3.41	7.36	-67.77

Note 1: Measured Value (dBm) = Reading (dBm) + Factor (dB)
Note 2: Margin (dB) = Measured Value (dBm) – Limit (dBm)

Modulation	VHT40	Test Freq. (MHz)	5795
Polarization	Horizontal		

Test By :Nai Xu Temperature:24 Humidity(%):65

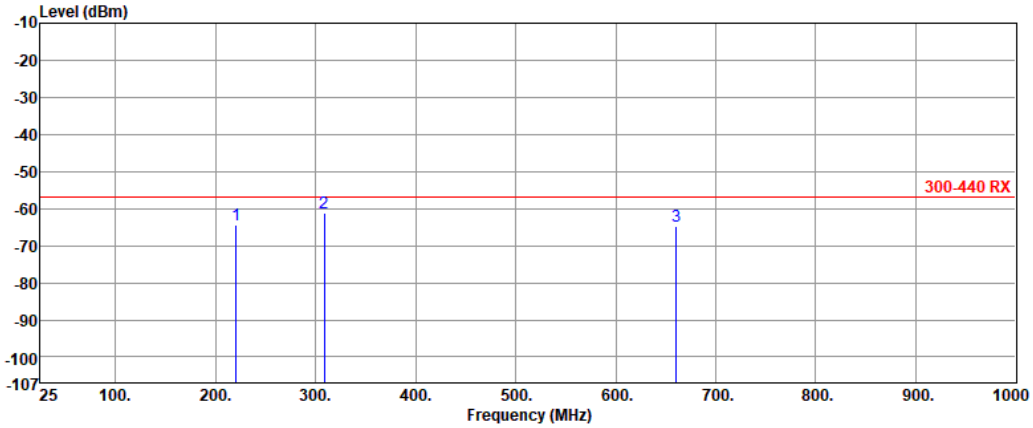

	Freq.	Measured value	Limit	Margin	Factor	Reading
	MHz	dBm	dBm	dB	dB	dBm
1	220.61	-64.44	-57.00	-7.44	-4.65	-59.79
2	308.84	-61.27	-57.00	-4.27	-1.26	-60.01
3	660.71	-64.71	-57.00	-7.71	7.19	-71.90

Note 1: Measured Value (dBm) = Reading (dBm) + Factor (dB)
Note 2: Margin (dB) = Measured Value (dBm) – Limit (dBm)

Modulation	VHT40	Test Freq. (MHz)	5795
Polarization	Vertical		

Test By :Nai Xu Temperature:24 Humidity(%):65

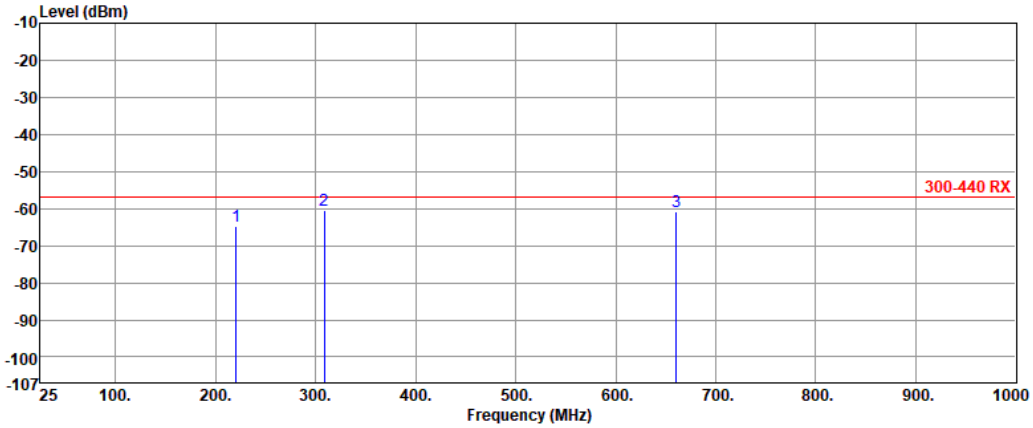

	Freq.	Measured value	Limit	Margin	Factor	Reading
	MHz	dBm	dBm	dB	dB	dBm
1	220.61	-64.68	-57.00	-7.68	-4.84	-59.84
2	308.91	-60.51	-57.00	-3.51	-0.50	-60.01
3	660.84	-60.77	-57.00	-3.77	7.36	-68.13

Note 1: Measured Value (dBm) = Reading (dBm) + Factor (dB)
Note 2: Margin (dB) = Measured Value (dBm) – Limit (dBm)

Modulation	VHT80	Test Freq. (MHz)	5775
Polarization	Horizontal		

Test By :Nai Xu Temperature:24 Humidity(%):65

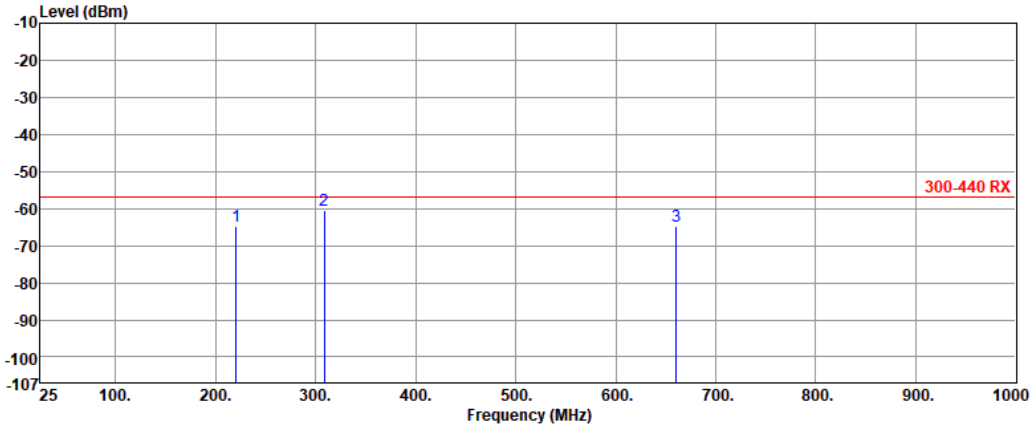

	Freq.	Measured value	Limit	Margin	Factor	Reading
	MHz	dBm	dBm	dB	dB	dBm
1	220.65	-64.91	-57.00	-7.91	-4.65	-60.26
2	308.46	-60.63	-57.00	-3.63	-1.28	-59.35
3	660.62	-64.62	-57.00	-7.62	7.19	-71.81

Note 1: Measured Value (dBm) = Reading (dBm) + Factor (dB)
Note 2: Margin (dB) = Measured Value (dBm) – Limit (dBm)

Modulation	VHT80	Test Freq. (MHz)	5775
Polarization	Vertical		

Test By :Nai Xu Temperature:24 Humidity(%):65

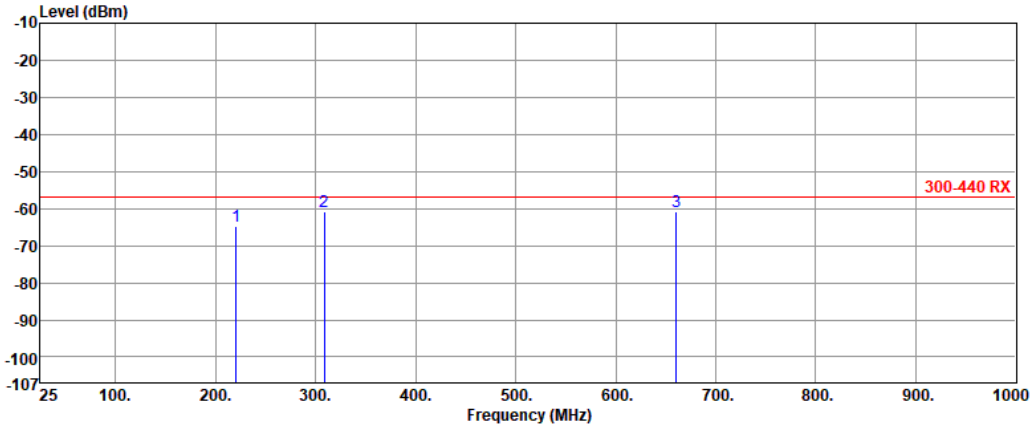

	Freq.	Measured value	Limit	Margin	Factor	Reading
	MHz	dBm	dBm	dB	dB	dBm
1	220.84	-64.61	-57.00	-7.61	-4.82	-59.79
2	308.41	-60.97	-57.00	-3.97	-0.52	-60.45
3	660.84	-60.71	-57.00	-3.71	7.36	-68.07

Note 1: Measured Value (dBm) = Reading (dBm) + Factor (dB)
Note 2: Margin (dB) = Measured Value (dBm) – Limit (dBm)

4.1.7 Transmitter Radiated Unwanted Emissions (Above 1GHz)

Modulation	11a	Test Freq. (MHz)	5745
Polarization	Horizontal		

Test By :Nai Xu Temperature:24 Humidity(%):65

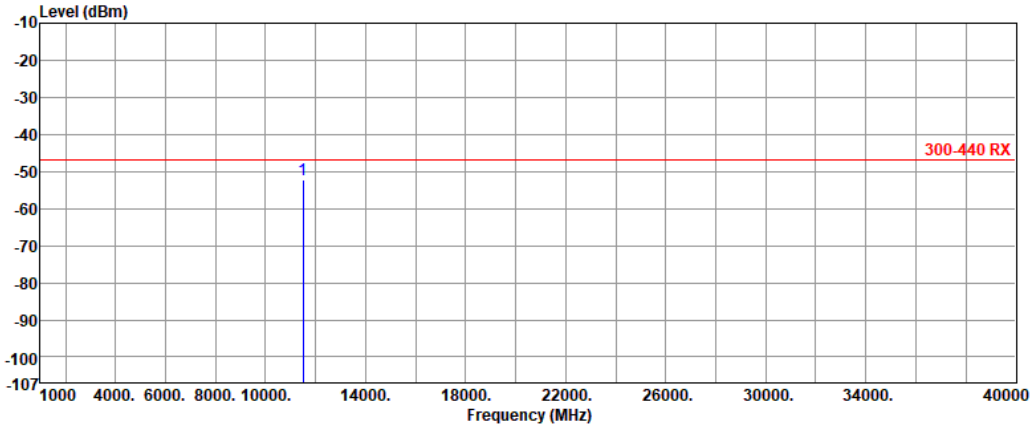

	Freq.	Measured value	Limit	Margin	Factor	Reading
	MHz	dBm	dBm	dB	dB	dBm
1	11490.12	-52.11	-47.00	-5.11	21.73	-73.84

Note 1: Measured Value (dBm) = Reading (dBm) + Factor (dB)
Note 2: Margin (dB) = Measured Value (dBm) – Limit (dBm)

Modulation	11a	Test Freq. (MHz)	5745
Polarization	Vertical		

Test By :Nai Xu Temperature:24 Humidity(%):65

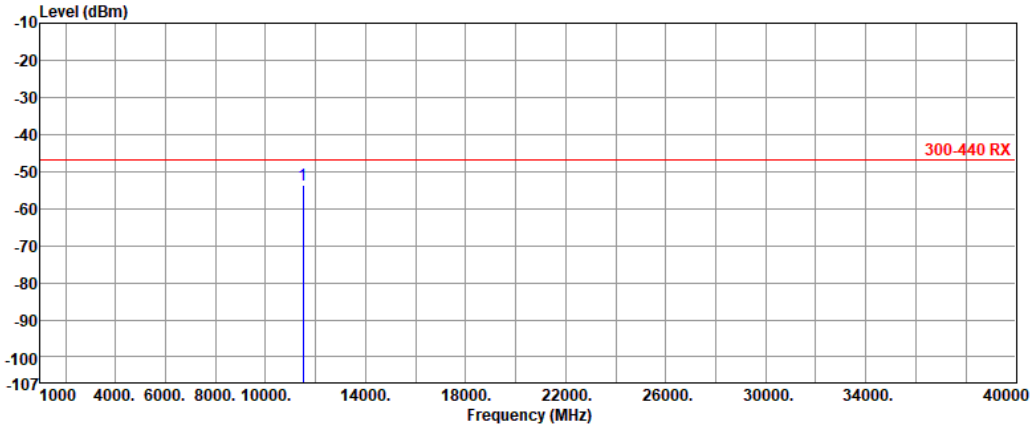

	Freq.	Measured value	Limit	Margin	Factor	Reading
	MHz	dBm	dBm	dB	dB	dBm
1	11490.91	-53.67	-47.00	-6.67	20.91	-74.58

Note 1: Measured Value (dBm) = Reading (dBm) + Factor (dB)
Note 2: Margin (dB) = Measured Value (dBm) – Limit (dBm)

Modulation	11a	Test Freq. (MHz)	5785
Polarization	Horizontal		

Test By :Nai Xu Temperature:24 Humidity(%):65

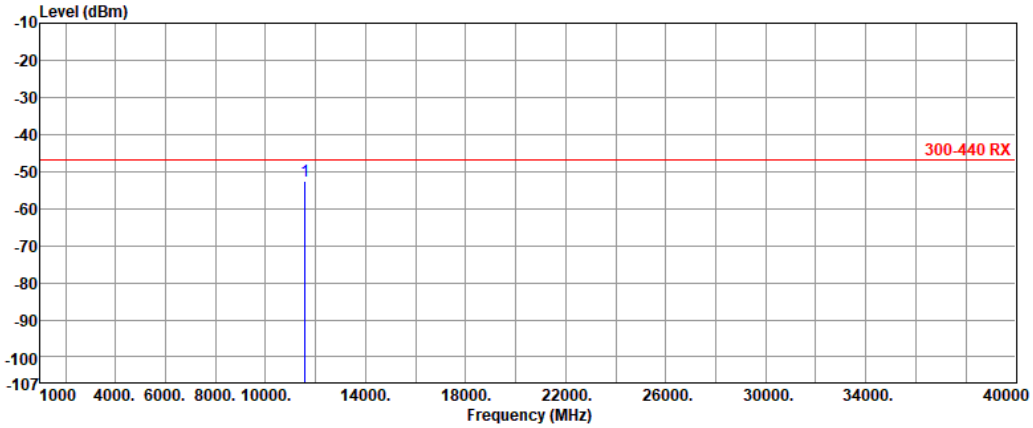

	Freq.	Measured value	Limit	Margin	Factor	Reading
	MHz	dBm	dBm	dB	dB	dBm
1	11570.91	-52.71	-47.00	-5.71	21.40	-74.11

Note 1: Measured Value (dBm) = Reading (dBm) + Factor (dB)
Note 2: Margin (dB) = Measured Value (dBm) – Limit (dBm)

Modulation	11a	Test Freq. (MHz)	5785
Polarization	Vertical		

Test By :Nai Xu Temperature:24 Humidity(%):65

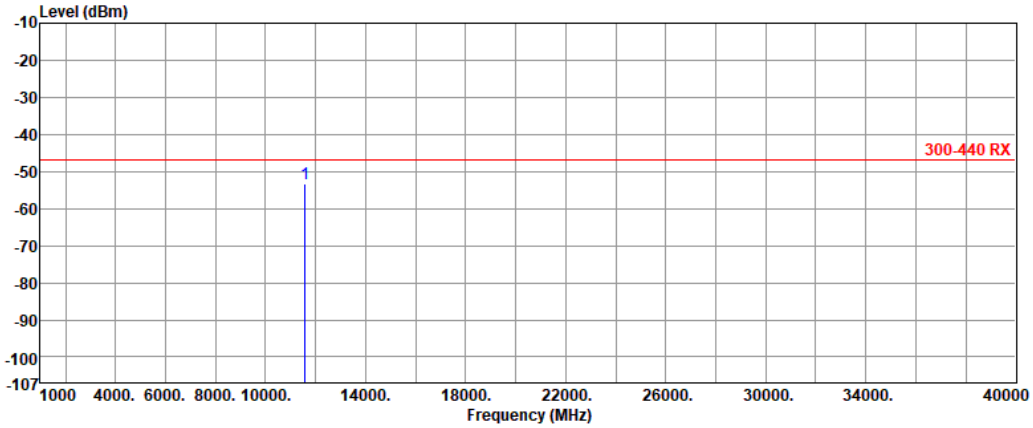

	Freq.	Measured value	Limit	Margin	Factor	Reading
	MHz	dBm	dBm	dB	dB	dBm
1	11570.11	-53.28	-47.00	-6.28	20.59	-73.87

Note 1: Measured Value (dBm) = Reading (dBm) + Factor (dB)
Note 2: Margin (dB) = Measured Value (dBm) – Limit (dBm)

Modulation	11a	Test Freq. (MHz)	5825
Polarization	Horizontal		

Test By :Nai Xu Temperature:24 Humidity(%):65

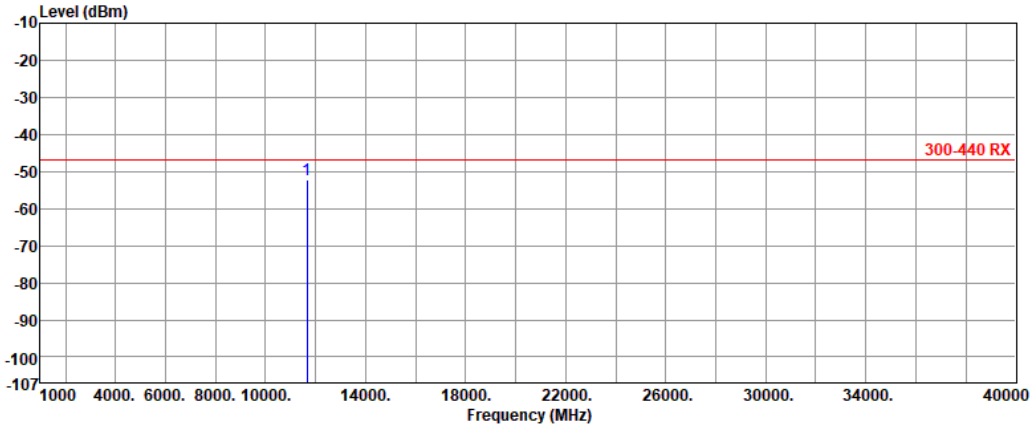

	Freq.	Measured value	Limit	Margin	Factor	Reading
	MHz	dBm	dBm	dB	dB	dBm
1	11650.27	-52.28	-47.00	-5.28	21.15	-73.43

Note 1: Measured Value (dBm) = Reading (dBm) + Factor (dB)
Note 2: Margin (dB) = Measured Value (dBm) – Limit (dBm)

Modulation	11a	Test Freq. (MHz)	5825
Polarization	Vertical		

Test By :Nai Xu Temperature:24 Humidity(%):65

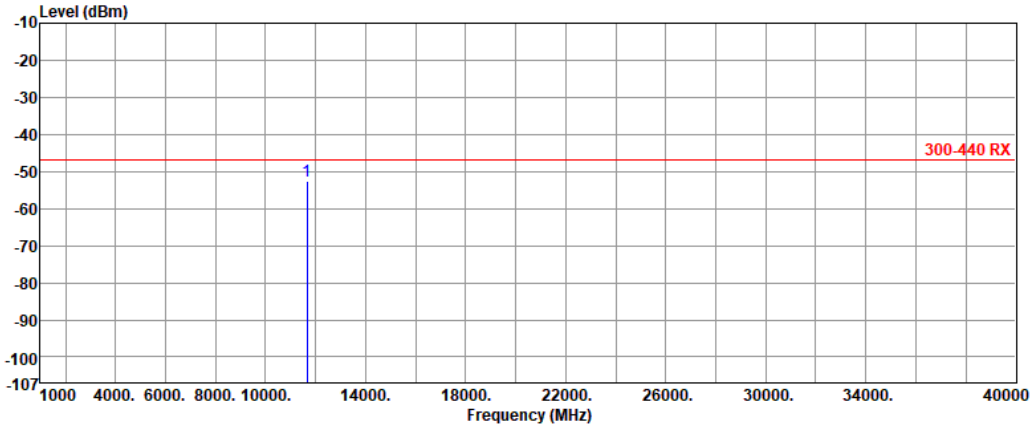

	Freq.	Measured value	Limit	Margin	Factor	Reading
	MHz	dBm	dBm	dB	dB	dBm
1	11650.20	-52.45	-47.00	-5.45	20.33	-72.78

Note 1: Measured Value (dBm) = Reading (dBm) + Factor (dB)
Note 2: Margin (dB) = Measured Value (dBm) – Limit (dBm)

Modulation	VHT20	Test Freq. (MHz)	5745
Polarization	Horizontal		

Test By :Nai Xu Temperature:24 Humidity(%):65

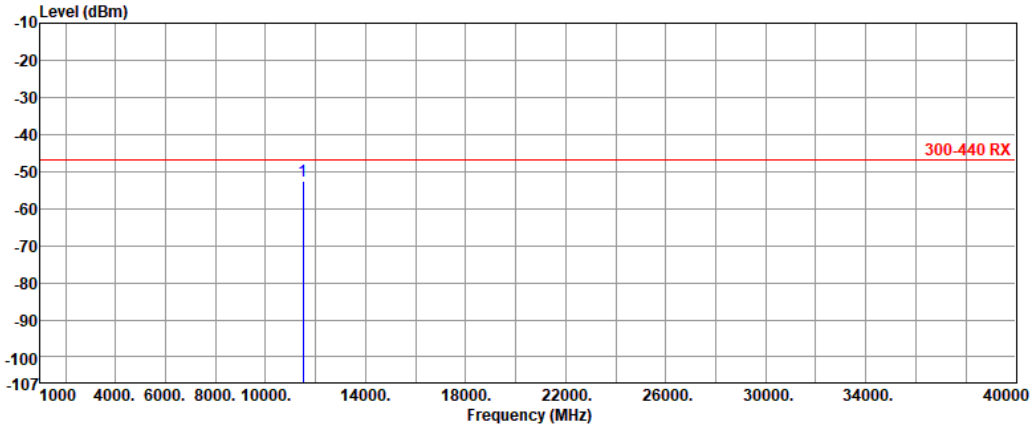

	Freq.	Measured value	Limit	Margin	Factor	Reading
	MHz	dBm	dBm	dB	dB	dBm
1	11490.07	-52.74	-47.00	-5.74	21.73	-74.47

Note 1: Measured Value (dBm) = Reading (dBm) + Factor (dB)
Note 2: Margin (dB) = Measured Value (dBm) – Limit (dBm)

Modulation	VHT20	Test Freq. (MHz)	5745
Polarization	Vertical		

Test By :Nai Xu Temperature:24 Humidity(%):65

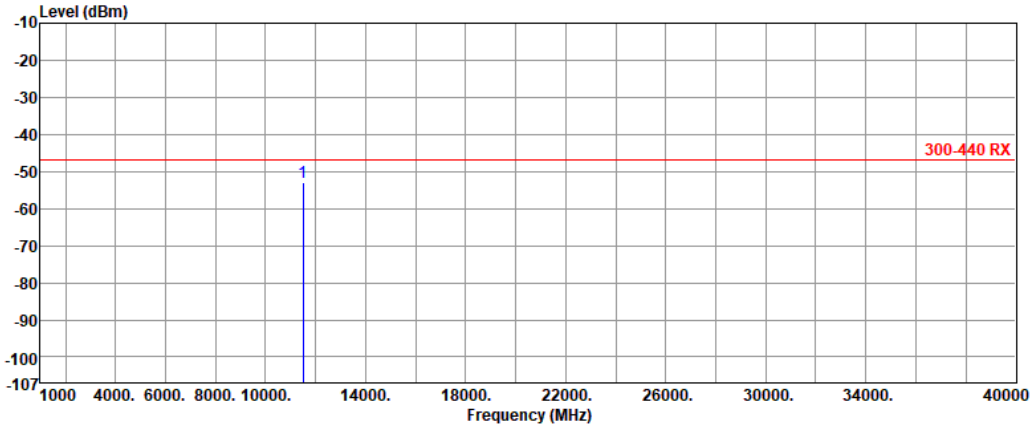

	Freq.	Measured value	Limit	Margin	Factor	Reading
	MHz	dBm	dBm	dB	dB	dBm
1	11490.27	-52.97	-47.00	-5.97	20.91	-73.88

Note 1: Measured Value (dBm) = Reading (dBm) + Factor (dB)
Note 2: Margin (dB) = Measured Value (dBm) – Limit (dBm)

Modulation	VHT20	Test Freq. (MHz)	5785
Polarization	Horizontal		

Test By :Nai Xu Temperature:24 Humidity(%):65

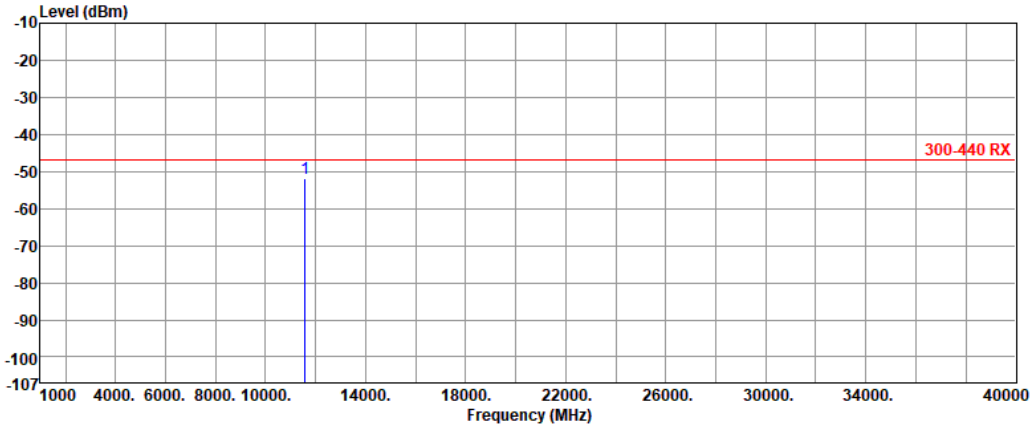

	Freq.	Measured value	Limit	Margin	Factor	Reading
	MHz	dBm	dBm	dB	dB	dBm
1	11570.65	-51.78	-47.00	-4.78	21.40	-73.18

Note 1: Measured Value (dBm) = Reading (dBm) + Factor (dB)
Note 2: Margin (dB) = Measured Value (dBm) – Limit (dBm)

Modulation	VHT20	Test Freq. (MHz)	5785
Polarization	Vertical		

Test By :Nai Xu Temperature:24 Humidity(%):65

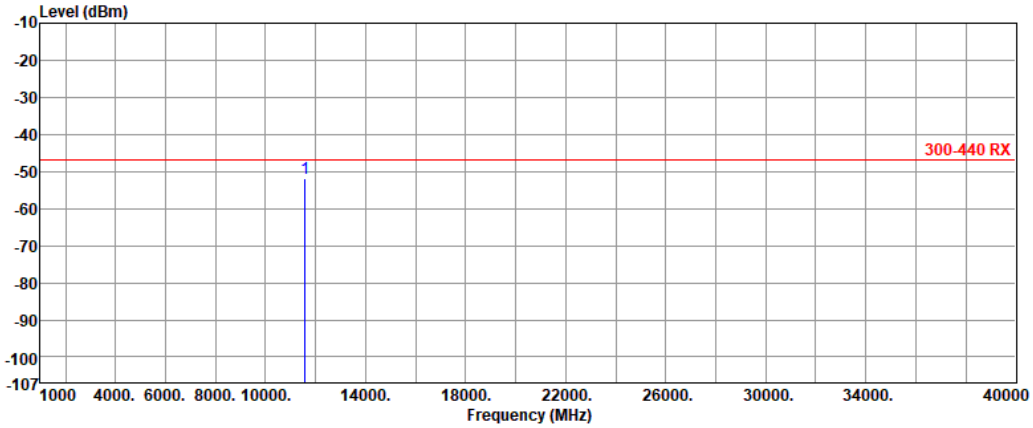

	Freq.	Measured value	Limit	Margin	Factor	Reading
	MHz	dBm	dBm	dB	dB	dBm
1	11570.99	-52.02	-47.00	-5.02	20.58	-72.60

Note 1: Measured Value (dBm) = Reading (dBm) + Factor (dB)
Note 2: Margin (dB) = Measured Value (dBm) – Limit (dBm)

Modulation	VHT20	Test Freq. (MHz)	5825
Polarization	Horizontal		

Test By :Nai Xu Temperature:24 Humidity(%):65

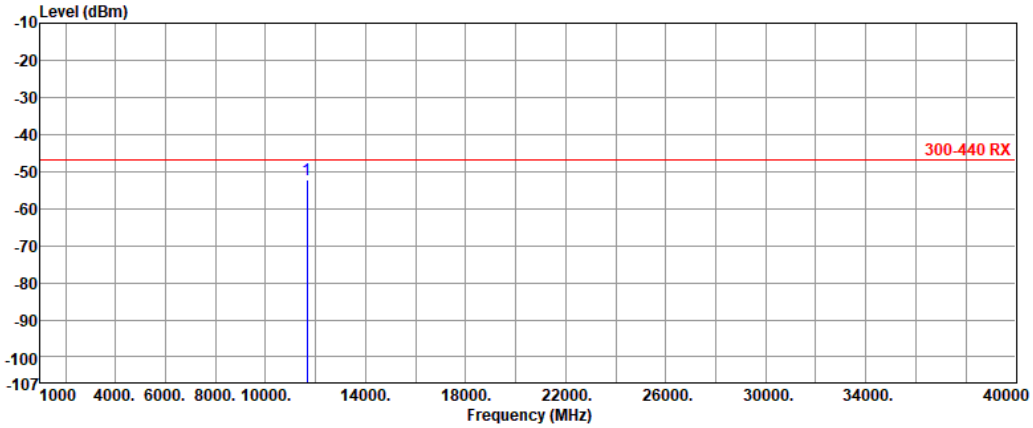

	Freq.	Measured value	Limit	Margin	Factor	Reading
	MHz	dBm	dBm	dB	dB	dBm
1	11650.28	-52.37	-47.00	-5.37	21.15	-73.52

Note 1: Measured Value (dBm) = Reading (dBm) + Factor (dB)
Note 2: Margin (dB) = Measured Value (dBm) – Limit (dBm)

Modulation	VHT20	Test Freq. (MHz)	5825
Polarization	Vertical		

Test By :Nai Xu Temperature:24 Humidity(%):65

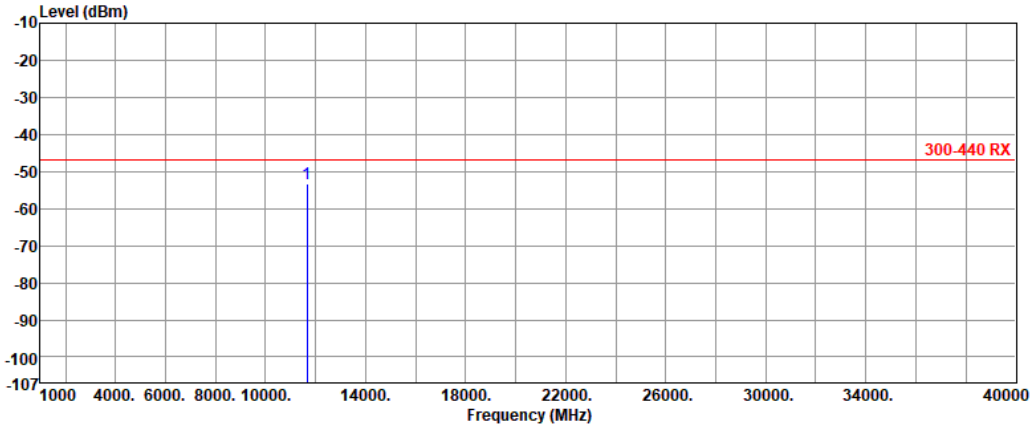

	Freq.	Measured value	Limit	Margin	Factor	Reading
	MHz	dBm	dBm	dB	dB	dBm
1	11650.18	-53.47	-47.00	-6.47	20.33	-73.80

Note 1: Measured Value (dBm) = Reading (dBm) + Factor (dB)
Note 2: Margin (dB) = Measured Value (dBm) – Limit (dBm)

Modulation	VHT40	Test Freq. (MHz)	5755
Polarization	Horizontal		

Test By :Nai Xu Temperature:24 Humidity(%):65

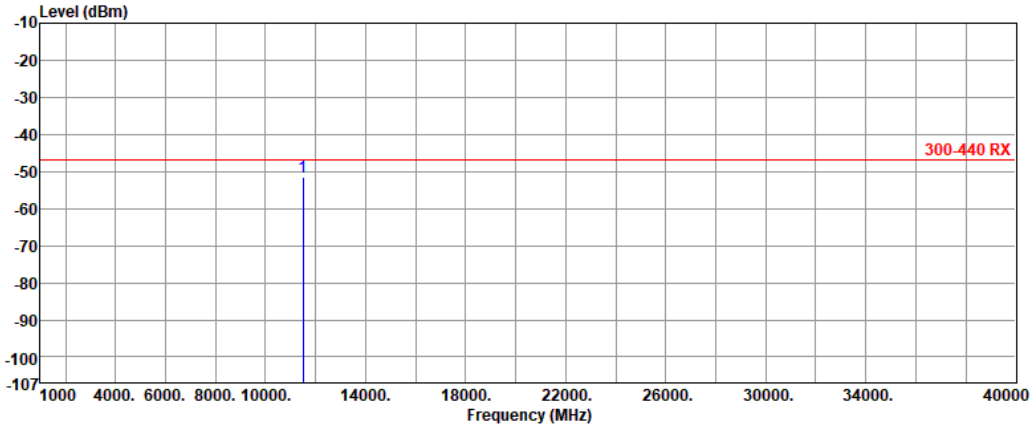

	Freq.	Measured value	Limit	Margin	Factor	Reading
	MHz	dBm	dBm	dB	dB	dBm
1	11510.52	-51.51	-47.00	-4.51	21.68	-73.19

Note 1: Measured Value (dBm) = Reading (dBm) + Factor (dB)
Note 2: Margin (dB) = Measured Value (dBm) – Limit (dBm)

Modulation	VHT40	Test Freq. (MHz)	5755
Polarization	Vertical		

Test By :Nai Xu Temperature:24 Humidity(%):65

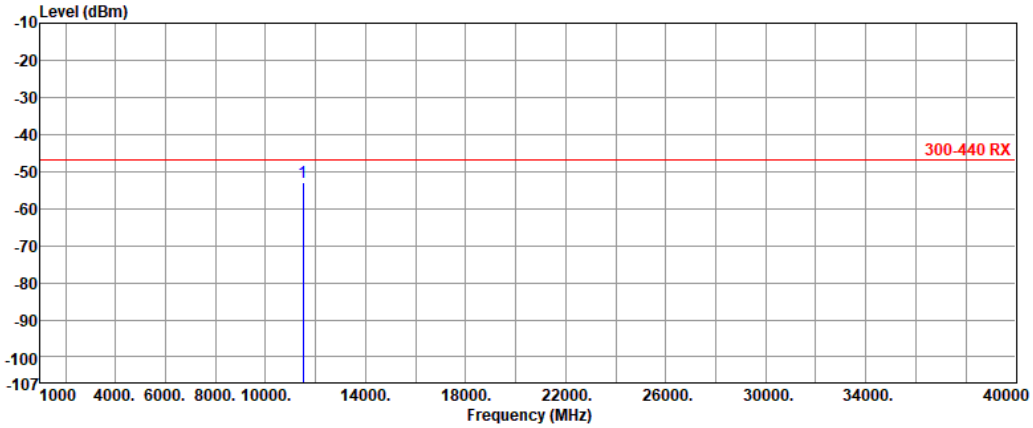

	Freq.	Measured value	Limit	Margin	Factor	Reading
	MHz	dBm	dBm	dB	dB	dBm
1	11510.17	-52.91	-47.00	-5.91	20.86	-73.77

Note 1: Measured Value (dBm) = Reading (dBm) + Factor (dB)
Note 2: Margin (dB) = Measured Value (dBm) – Limit (dBm)

Modulation	VHT40	Test Freq. (MHz)	5795
Polarization	Horizontal		

Test By :Nai Xu Temperature:24 Humidity(%):65

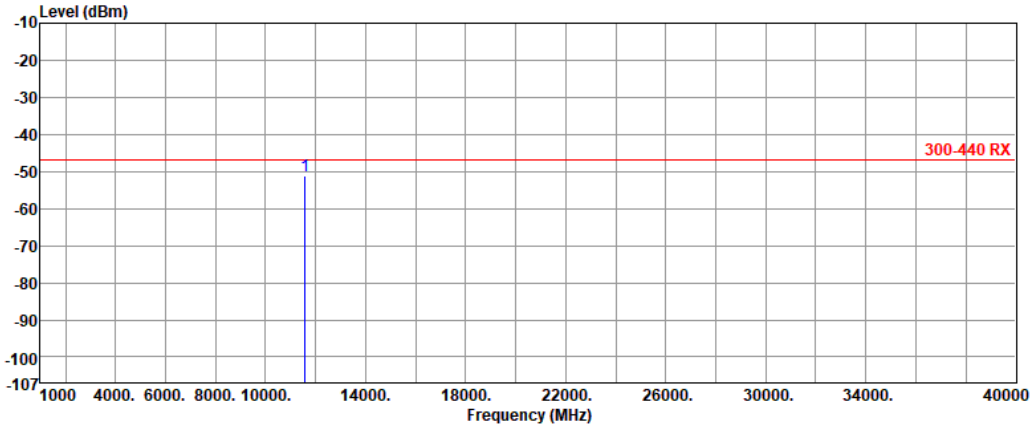

	Freq.	Measured value	Limit	Margin	Factor	Reading
	MHz	dBm	dBm	dB	dB	dBm
1	11590.27	-51.19	-47.00	-4.19	21.30	-72.49

Note 1: Measured Value (dBm) = Reading (dBm) + Factor (dB)
Note 2: Margin (dB) = Measured Value (dBm) – Limit (dBm)

Modulation	VHT40	Test Freq. (MHz)	5795
Polarization	Vertical		

Test By :Nai Xu Temperature:24 Humidity(%):65

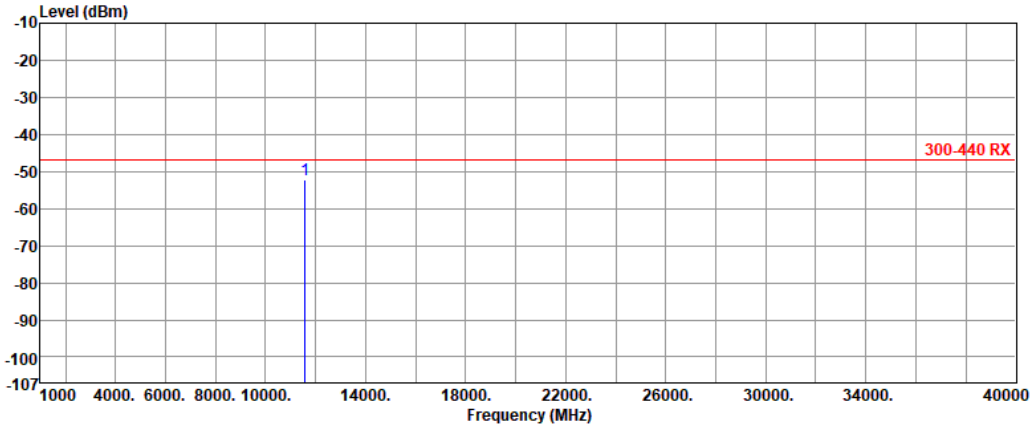

	Freq.	Measured value	Limit	Margin	Factor	Reading
	MHz	dBm	dBm	dB	dB	dBm
1	11590.80	-52.14	-47.00	-5.14	20.49	-72.63

Note 1: Measured Value (dBm) = Reading (dBm) + Factor (dB)
Note 2: Margin (dB) = Measured Value (dBm) – Limit (dBm)

Modulation	VHT80	Test Freq. (MHz)	5775
Polarization	Horizontal		

Test By :Nai Xu Temperature:24 Humidity(%):65

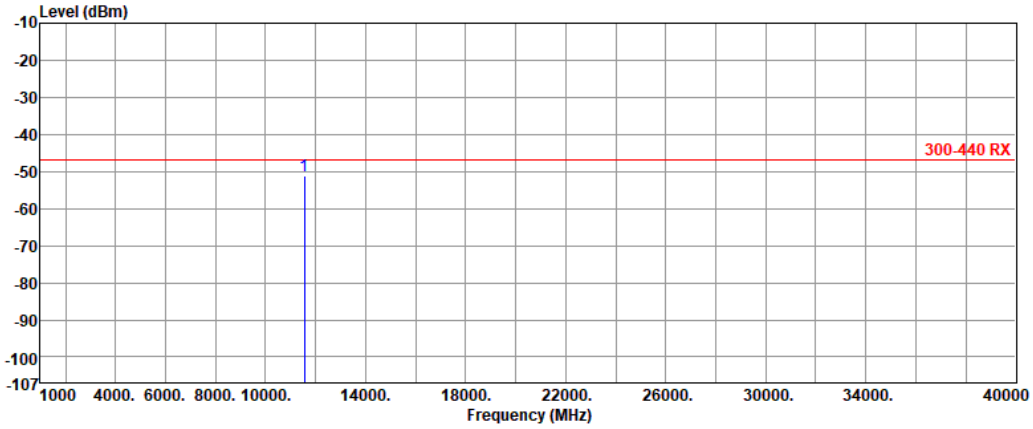

	Freq.	Measured value	Limit	Margin	Factor	Reading
	MHz	dBm	dBm	dB	dB	dBm
1	11550.75	-51.02	-47.00	-4.02	21.50	-72.52

Note 1: Measured Value (dBm) = Reading (dBm) + Factor (dB)
Note 2: Margin (dB) = Measured Value (dBm) – Limit (dBm)

Modulation	VHT80	Test Freq. (MHz)	5775
Polarization	Vertical		

Test By :Nai Xu Temperature:24 Humidity(%):65

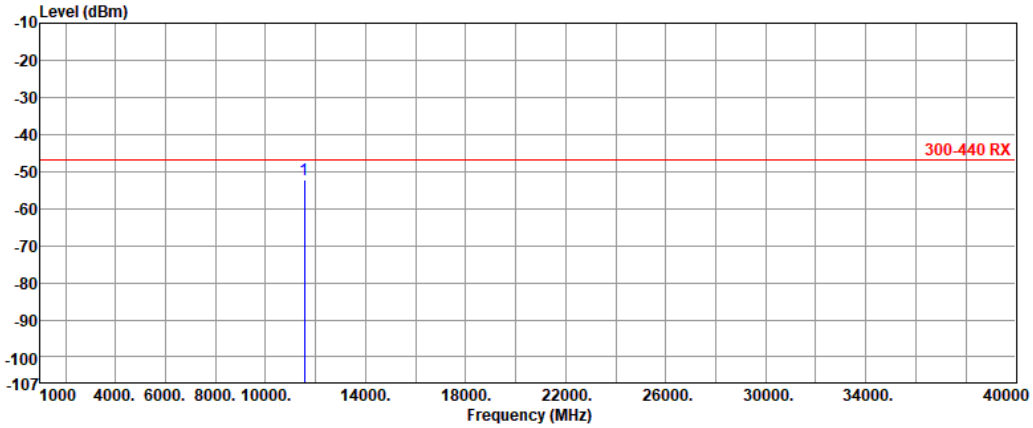

	Freq.	Measured value	Limit	Margin	Factor	Reading
	MHz	dBm	dBm	dB	dB	dBm
1	11550.71	-52.40	-47.00	-5.40	20.68	-73.08

Note 1: Measured Value (dBm) = Reading (dBm) + Factor (dB)
Note 2: Margin (dB) = Measured Value (dBm) – Limit (dBm)

Configuration 5

4.1.8 Receiver Conducted Unwanted Emissions (Below 1GHz)

Modulation	11a	Test Freq. (MHz)	5745

Test By :Nai Xu Temperature:24 Humidity(%):65

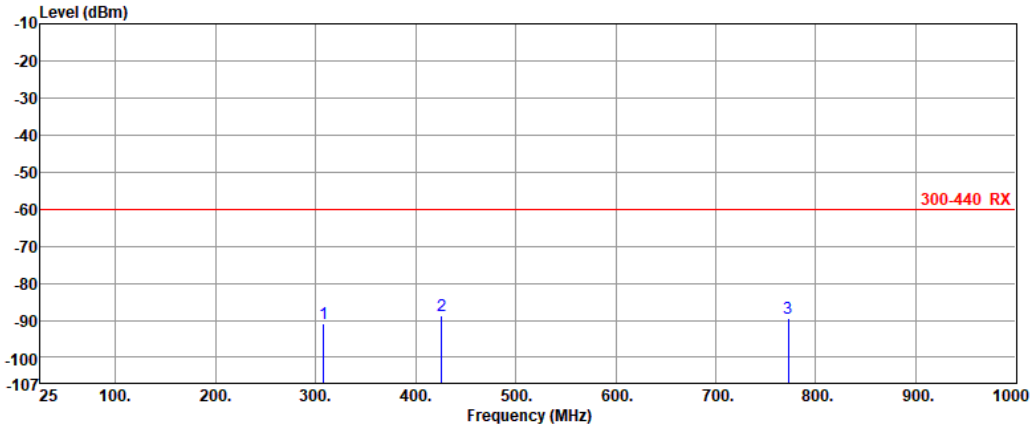

	Freq.	Measured value	Limit	Margin	Factor	Reading
	MHz	dBm	dBm	dB	dB	dBm
1	307.75	-90.97	-60.01	-30.96	0.00	-90.97
2	425.73	-88.89	-60.01	-28.88	0.00	-88.89
3	772.83	-89.61	-60.01	-29.60	0.00	-89.61

Note 1: Measured Value (dBm) = Reading (dBm) + Factor (dB)
Note 2: Margin (dB) = Measured Value (dBm) – Limit (dBm)

4.1.9 Receiver Radiated Unwanted Emissions (Below 1GHz)

Modulation	11a	Test Freq. (MHz)	5745
Polarization	Horizontal		

Test By :Nai Xu Temperature:24 Humidity(%):65

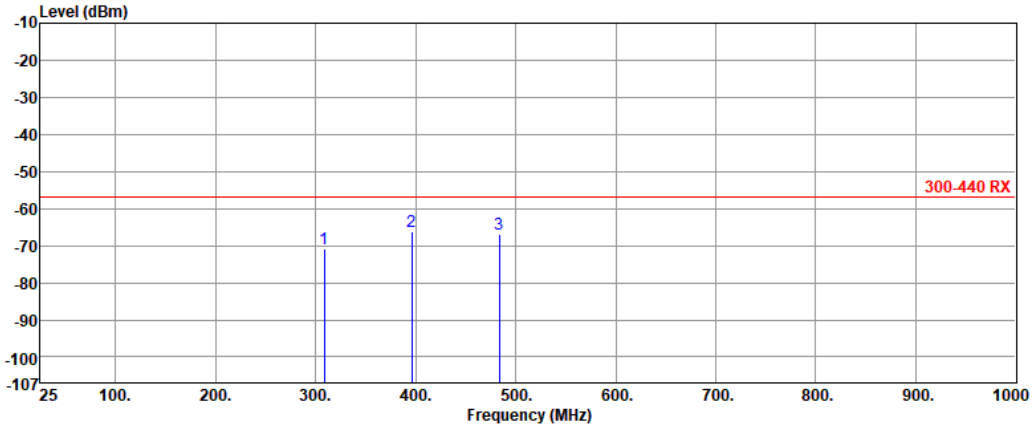

	Freq.	Measured value	Limit	Margin	Factor	Reading
	MHz	dBm	dBm	dB	dB	dBm
1	308.84	-70.83	-57.00	-13.83	-1.26	-69.57
2	396.07	-66.36	-57.00	-9.36	1.14	-67.50
3	483.41	-66.83	-57.00	-9.83	3.59	-70.42

Note 1: Measured Value (dBm) = Reading (dBm) + Factor (dB)
Note 2: Margin (dB) = Measured Value (dBm) – Limit (dBm)

Modulation	11a	Test Freq. (MHz)	5745
Polarization	Vertical		

Test By :Nai Xu Temperature:24 Humidity(%):65

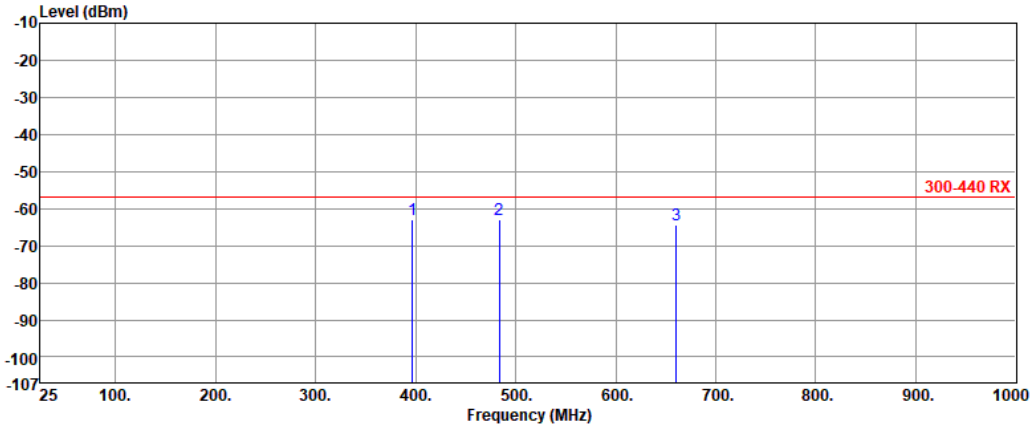

	Freq.	Measured value	Limit	Margin	Factor	Reading
	MHz	dBm	dBm	dB	dB	dBm
1	396.81	-62.81	-57.00	-5.81	1.11	-63.92
2	483.84	-62.87	-57.00	-5.87	3.71	-66.58
3	660.81	-64.33	-57.00	-7.33	7.36	-71.69

Note 1: Measured Value (dBm) = Reading (dBm) + Factor (dB)
Note 2: Margin (dB) = Measured Value (dBm) – Limit (dBm)

Modulation	11a	Test Freq. (MHz)	5785
Polarization	Horizontal		

Test By :Nai Xu Temperature:24 Humidity(%):65

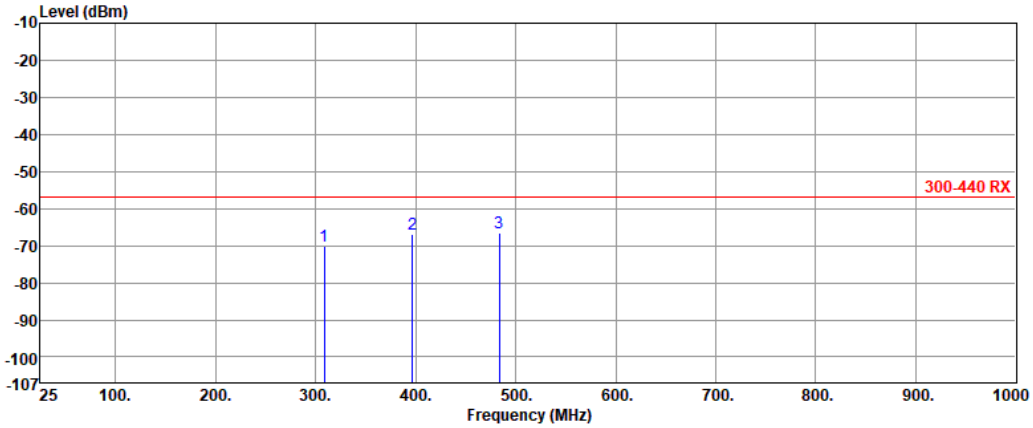

	Freq.	Measured value	Limit	Margin	Factor	Reading
	MHz	dBm	dBm	dB	dB	dBm
1	308.84	-70.18	-57.00	-13.18	-1.26	-68.92
2	396.61	-66.91	-57.00	-9.91	1.14	-68.05
3	483.84	-66.71	-57.00	-9.71	3.58	-70.29

Note 1: Measured Value (dBm) = Reading (dBm) + Factor (dB)
Note 2: Margin (dB) = Measured Value (dBm) – Limit (dBm)

Modulation	11a	Test Freq. (MHz)	5785
Polarization	Vertical		

Test By :Nai Xu Temperature:24 Humidity(%):65

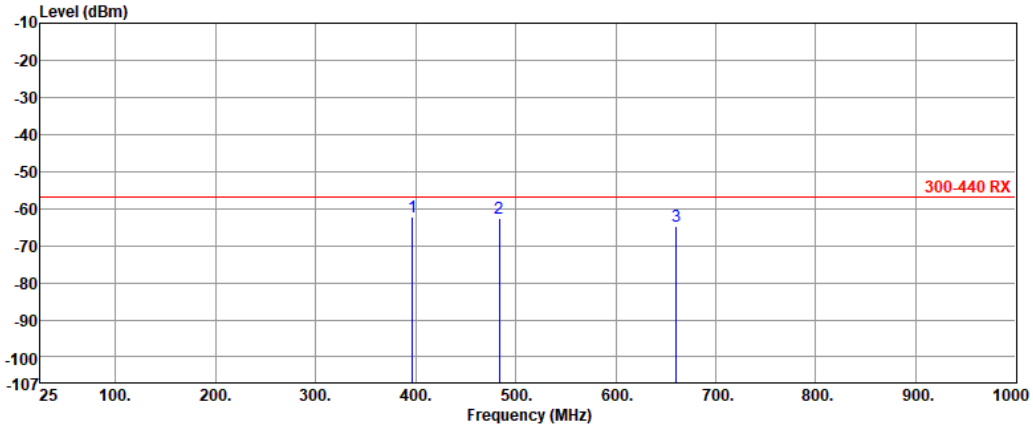

	Freq.	Measured value	Limit	Margin	Factor	Reading
	MHz	dBm	dBm	dB	dB	dBm
1	396.56	-62.33	-57.00	-5.33	1.11	-63.44
2	483.86	-62.61	-57.00	-5.61	3.71	-66.32
3	660.84	-64.81	-57.00	-7.81	7.36	-72.17

Note 1: Measured Value (dBm) = Reading (dBm) + Factor (dB)
Note 2: Margin (dB) = Measured Value (dBm) – Limit (dBm)

Modulation	11a	Test Freq. (MHz)	5825
Polarization	Horizontal		

Test By :Nai Xu Temperature:24 Humidity(%):65

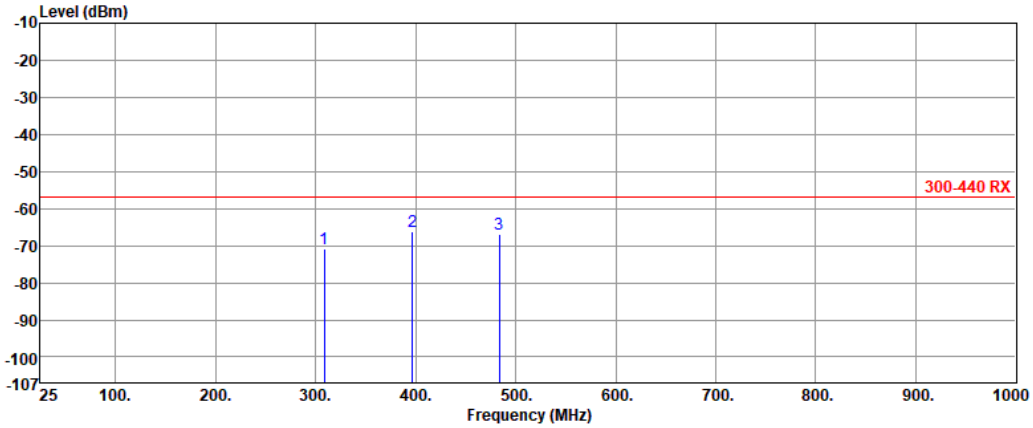

	Freq.	Measured value	Limit	Margin	Factor	Reading
	MHz	dBm	dBm	dB	dB	dBm
1	308.55	-70.84	-57.00	-13.84	-1.27	-69.57
2	396.86	-66.30	-57.00	-9.30	1.14	-67.44
3	483.81	-66.82	-57.00	-9.82	3.58	-70.40

Note 1: Measured Value (dBm) = Reading (dBm) + Factor (dB)
Note 2: Margin (dB) = Measured Value (dBm) – Limit (dBm)

Modulation	11a	Test Freq. (MHz)	5825
Polarization	Vertical		

Test By :Nai Xu Temperature:24 Humidity(%):65

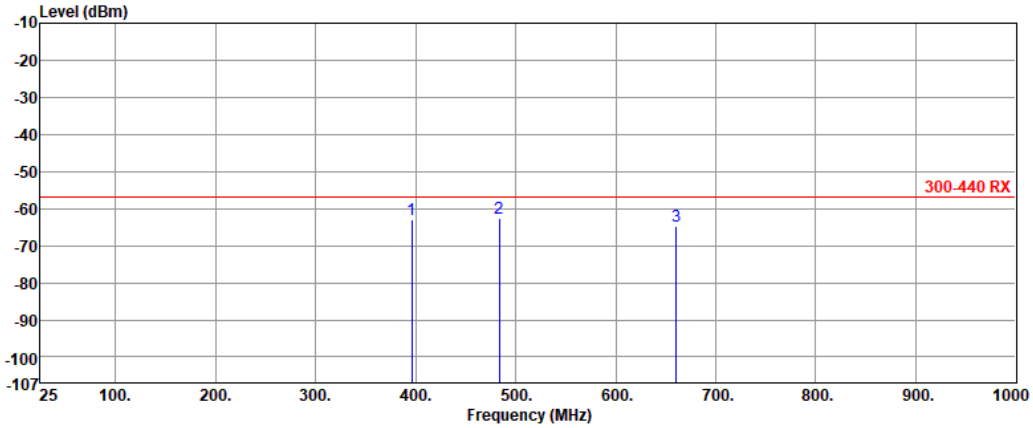

	Freq.	Measured value	Limit	Margin	Factor	Reading
	MHz	dBm	dBm	dB	dB	dBm
1	396.41	-62.91	-57.00	-5.91	1.12	-64.03
2	483.68	-62.54	-57.00	-5.54	3.71	-66.25
3	660.60	-64.71	-57.00	-7.71	7.35	-72.06

Note 1: Measured Value (dBm) = Reading (dBm) + Factor (dB)
Note 2: Margin (dB) = Measured Value (dBm) – Limit (dBm)

Modulation	VHT20	Test Freq. (MHz)	5745
Polarization	Horizontal		

Test By :Nai Xu Temperature:24 Humidity(%):65

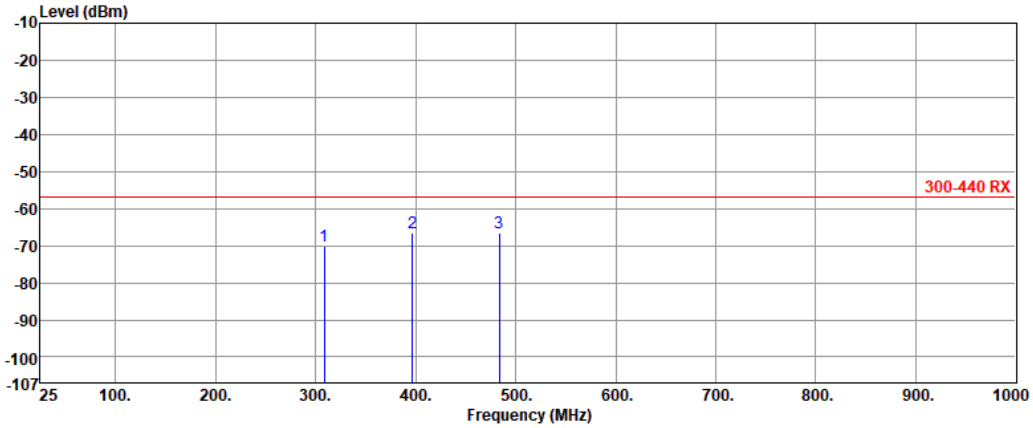

	Freq.	Measured value	Limit	Margin	Factor	Reading
	MHz	dBm	dBm	dB	dB	dBm
1	308.84	-70.14	-57.00	-13.14	-1.26	-68.88
2	396.86	-66.43	-57.00	-9.43	1.14	-67.57
3	483.84	-66.73	-57.00	-9.73	3.58	-70.31

Note 1: Measured Value (dBm) = Reading (dBm) + Factor (dB)
Note 2: Margin (dB) = Measured Value (dBm) – Limit (dBm)

Modulation	VHT20	Test Freq. (MHz)	5745
Polarization	Vertical		

Test By :Nai Xu Temperature:24 Humidity(%):65

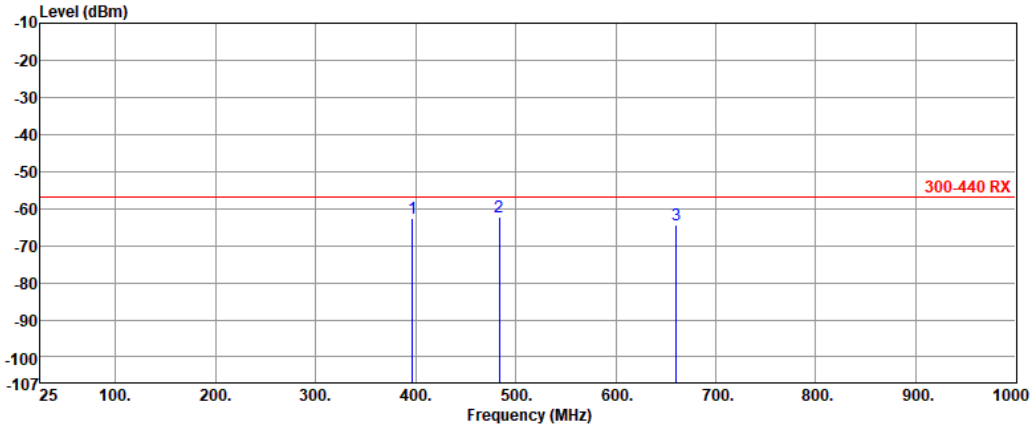

	Freq.	Measured value	Limit	Margin	Factor	Reading
	MHz	dBm	dBm	dB	dB	dBm
1	396.84	-62.71	-57.00	-5.71	1.11	-63.82
2	483.64	-62.41	-57.00	-5.41	3.71	-66.12
3	660.84	-64.41	-57.00	-7.41	7.36	-71.77

Note 1: Measured Value (dBm) = Reading (dBm) + Factor (dB)
Note 2: Margin (dB) = Measured Value (dBm) – Limit (dBm)

Modulation	VHT20	Test Freq. (MHz)	5785
Polarization	Horizontal		

Test By :Nai Xu Temperature:24 Humidity(%):65

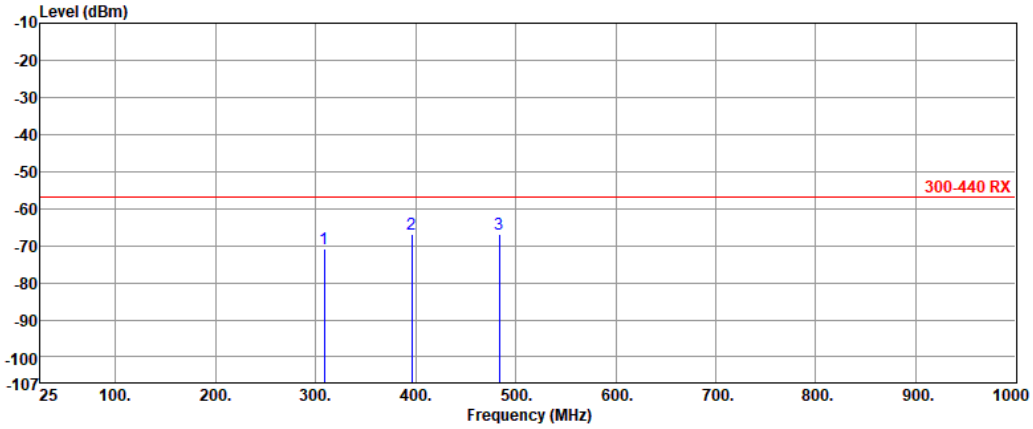

	Freq.	Measured value	Limit	Margin	Factor	Reading
	MHz	dBm	dBm	dB	dB	dBm
1	308.84	-70.68	-57.00	-13.68	-1.26	-69.42
2	396.17	-66.99	-57.00	-9.99	1.14	-68.13
3	483.72	-66.79	-57.00	-9.79	3.58	-70.37

Note 1: Measured Value (dBm) = Reading (dBm) + Factor (dB)
Note 2: Margin (dB) = Measured Value (dBm) – Limit (dBm)

Modulation	VHT20	Test Freq. (MHz)	5785
Polarization	Vertical		

Test By :Nai Xu Temperature:24 Humidity(%):65

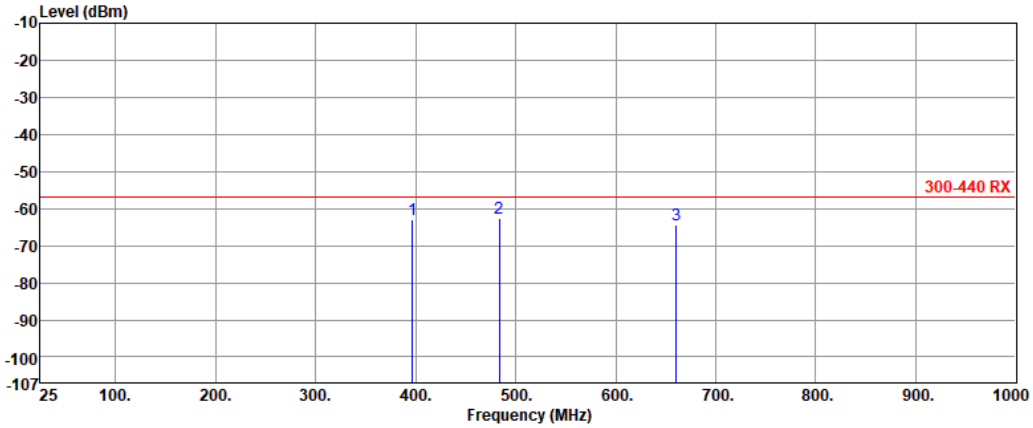

	Freq.	Measured value	Limit	Margin	Factor	Reading
	MHz	dBm	dBm	dB	dB	dBm
1	396.91	-62.83	-57.00	-5.83	1.11	-63.94
2	483.68	-62.71	-57.00	-5.71	3.71	-66.42
3	660.84	-64.35	-57.00	-7.35	7.36	-71.71

Note 1: Measured Value (dBm) = Reading (dBm) + Factor (dB)
Note 2: Margin (dB) = Measured Value (dBm) – Limit (dBm)

Modulation	VHT20	Test Freq. (MHz)	5825
Polarization	Horizontal		

Test By :Nai Xu Temperature:24 Humidity(%):65

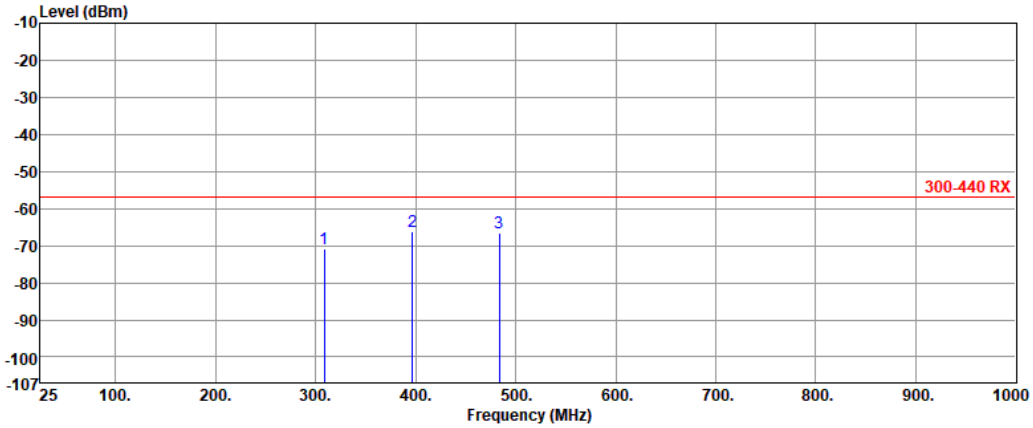

	Freq.	Measured value	Limit	Margin	Factor	Reading
	MHz	dBm	dBm	dB	dB	dBm
1	308.84	-70.97	-57.00	-13.97	-1.26	-69.71
2	396.71	-66.11	-57.00	-9.11	1.14	-67.25
3	483.81	-66.65	-57.00	-9.65	3.58	-70.23

Note 1: Measured Value (dBm) = Reading (dBm) + Factor (dB)
Note 2: Margin (dB) = Measured Value (dBm) – Limit (dBm)

Modulation	VHT20	Test Freq. (MHz)	5825
Polarization	Vertical		

Test By :Nai Xu Temperature:24 Humidity(%):65

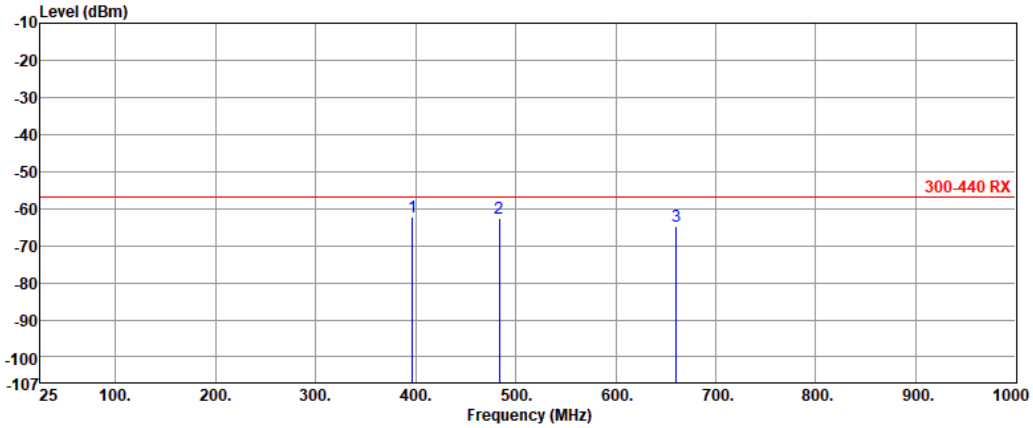

	Freq.	Measured value	Limit	Margin	Factor	Reading
	MHz	dBm	dBm	dB	dB	dBm
1	396.81	-62.36	-57.00	-5.36	1.11	-63.47
2	483.84	-62.51	-57.00	-5.51	3.71	-66.22
3	660.51	-64.81	-57.00	-7.81	7.35	-72.16

Note 1: Measured Value (dBm) = Reading (dBm) + Factor (dB)
Note 2: Margin (dB) = Measured Value (dBm) – Limit (dBm)

Modulation	VHT40	Test Freq. (MHz)	5755
Polarization	Horizontal		

Test By :Nai Xu Temperature:24 Humidity(%):65

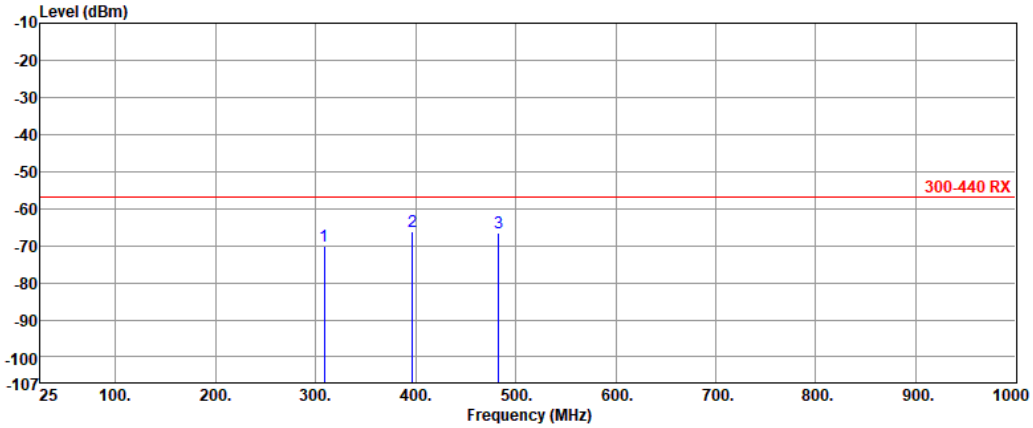

	Freq.	Measured value	Limit	Margin	Factor	Reading
	MHz	dBm	dBm	dB	dB	dBm
1	308.81	-70.21	-57.00	-13.21	-1.26	-68.95
2	396.84	-66.30	-57.00	-9.30	1.14	-67.44
3	483.09	-66.73	-57.00	-9.73	3.59	-70.32

Note 1: Measured Value (dBm) = Reading (dBm) + Factor (dB)
Note 2: Margin (dB) = Measured Value (dBm) – Limit (dBm)

Modulation	VHT40	Test Freq. (MHz)	5755
Polarization	Vertical		

Test By :Nai Xu Temperature:24 Humidity(%):65

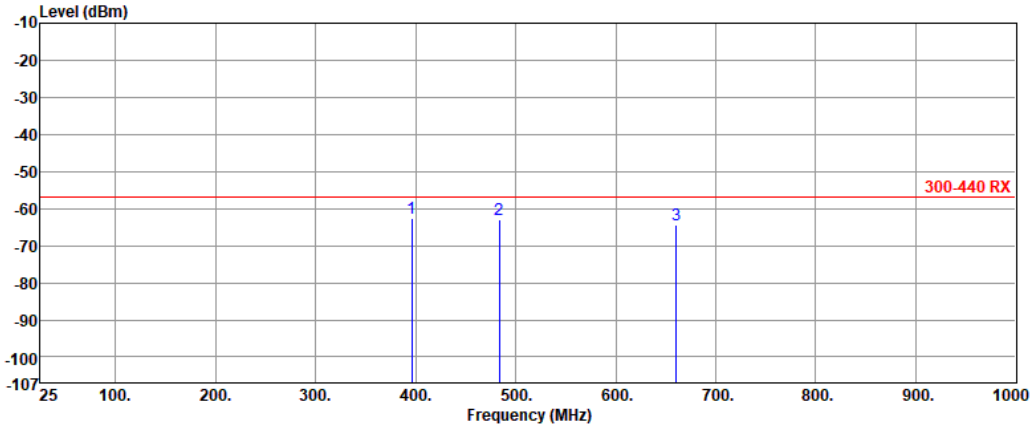

	Freq.	Measured value	Limit	Margin	Factor	Reading
	MHz	dBm	dBm	dB	dB	dBm
1	396.46	-62.46	-57.00	-5.46	1.12	-63.58
2	483.84	-62.80	-57.00	-5.80	3.71	-66.51
3	660.71	-64.31	-57.00	-7.31	7.35	-71.66

Note 1: Measured Value (dBm) = Reading (dBm) + Factor (dB)
Note 2: Margin (dB) = Measured Value (dBm) – Limit (dBm)

Modulation	VHT40	Test Freq. (MHz)	5795
Polarization	Horizontal		

Test By :Nai Xu Temperature:24 Humidity(%):65

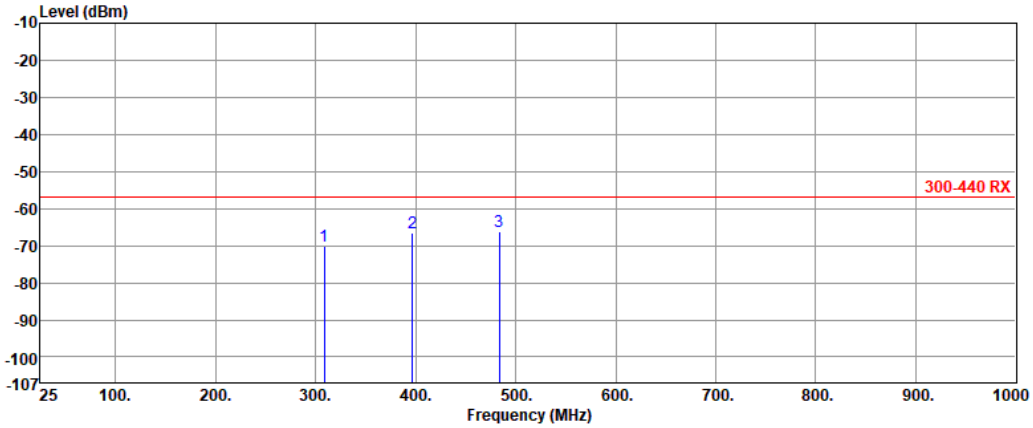

	Freq.	Measured value	Limit	Margin	Factor	Reading
	MHz	dBm	dBm	dB	dB	dBm
1	308.61	-70.11	-57.00	-13.11	-1.27	-68.84
2	396.81	-66.41	-57.00	-9.41	1.14	-67.55
3	483.68	-66.26	-57.00	-9.26	3.58	-69.84

Note 1: Measured Value (dBm) = Reading (dBm) + Factor (dB)
Note 2: Margin (dB) = Measured Value (dBm) – Limit (dBm)

Modulation	VHT40	Test Freq. (MHz)	5795
Polarization	Vertical		

Test By :Nai Xu Temperature:24 Humidity(%):65

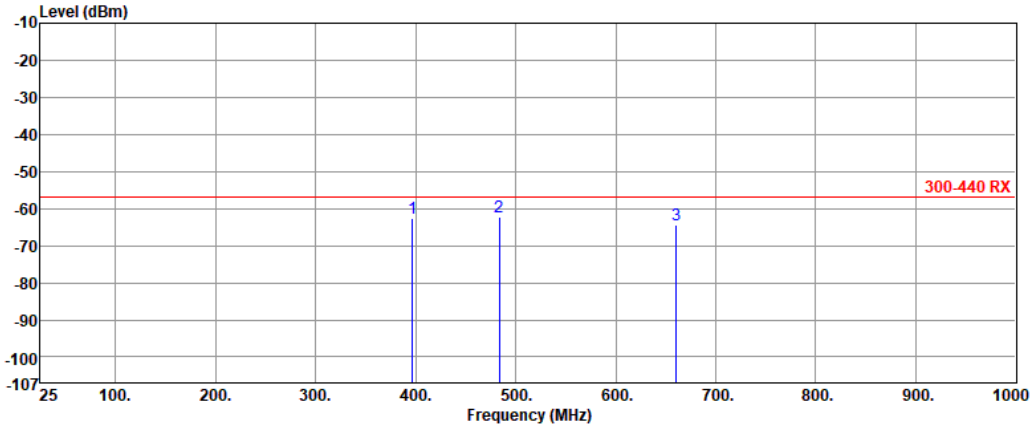

	Freq.	Measured value	Limit	Margin	Factor	Reading
	MHz	dBm	dBm	dB	dB	dBm
1	396.84	-62.65	-57.00	-5.65	1.11	-63.76
2	483.68	-62.26	-57.00	-5.26	3.71	-65.97
3	660.84	-64.38	-57.00	-7.38	7.36	-71.74

Note 1: Measured Value (dBm) = Reading (dBm) + Factor (dB)
Note 2: Margin (dB) = Measured Value (dBm) – Limit (dBm)

Modulation	VHT80	Test Freq. (MHz)	5775
Polarization	Horizontal		

Test By :Nai Xu Temperature:24 Humidity(%):65

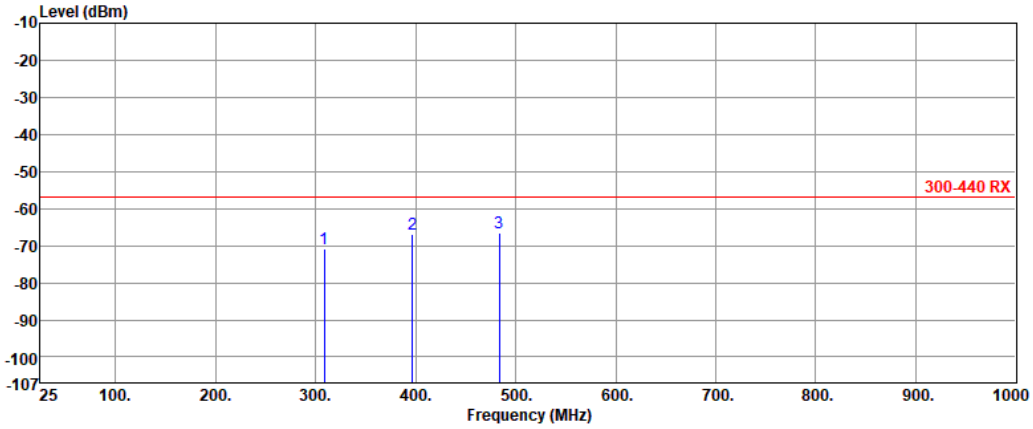

	Freq.	Measured value	Limit	Margin	Factor	Reading
	MHz	dBm	dBm	dB	dB	dBm
1	308.84	-70.94	-57.00	-13.94	-1.26	-69.68
2	396.84	-66.99	-57.00	-9.99	1.14	-68.13
3	483.41	-66.51	-57.00	-9.51	3.59	-70.10

Note 1: Measured Value (dBm) = Reading (dBm) + Factor (dB)
Note 2: Margin (dB) = Measured Value (dBm) – Limit (dBm)

Modulation	VHT80	Test Freq. (MHz)	5775
Polarization	Vertical		

Test By :Nai Xu Temperature:24 Humidity(%):65

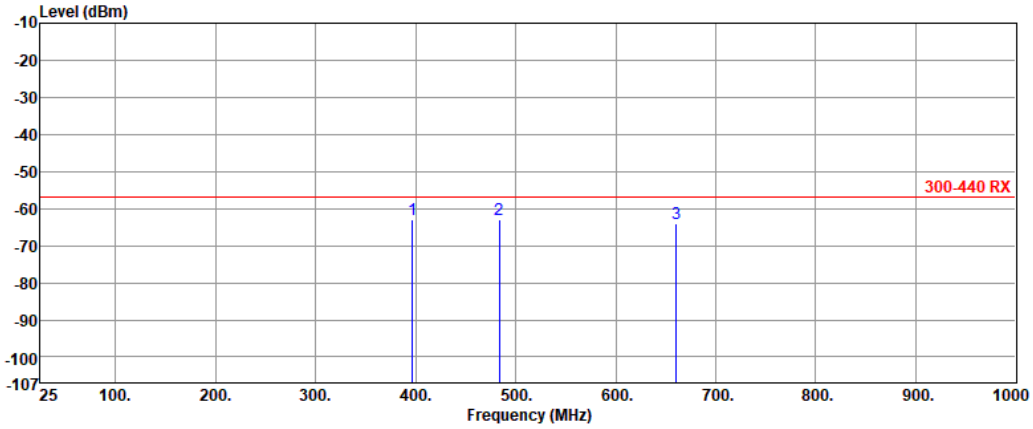

	Freq.	Measured value	Limit	Margin	Factor	Reading
	MHz	dBm	dBm	dB	dB	dBm
1	396.72	-62.82	-57.00	-5.82	1.11	-63.93
2	483.64	-62.81	-57.00	-5.81	3.71	-66.52
3	660.84	-64.16	-57.00	-7.16	7.36	-71.52

Note 1: Measured Value (dBm) = Reading (dBm) + Factor (dB)
Note 2: Margin (dB) = Measured Value (dBm) – Limit (dBm)

Configuration 6

4.1.10 Receiver Radiated Unwanted Emissions (Below 1GHz)

Modulation	11a	Test Freq. (MHz)	5745
Polarization	Horizontal		

Test By :Nai Xu Temperature:24 Humidity(%):65

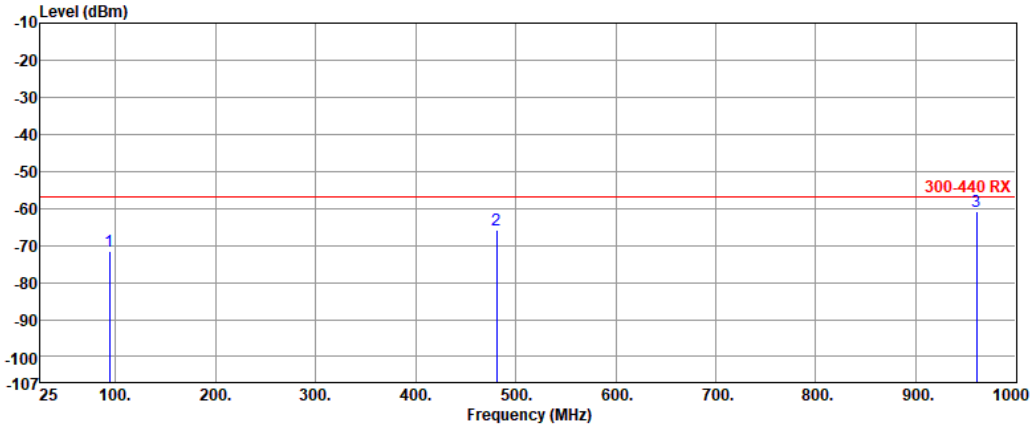

	Freq.	Measured value	Limit	Margin	Factor	Reading
	MHz	dBm	dBm	dB	dB	dBm
1	94.16	-71.52	-57.00	-14.52	-5.98	-65.54
2	480.84	-65.69	-57.00	-8.69	3.64	-69.33
3	960.84	-60.84	-57.00	-3.84	11.79	-72.63

Note 1: Measured Value (dBm) = Reading (dBm) + Factor (dB)
Note 2: Margin (dB) = Measured Value (dBm) – Limit (dBm)

Modulation	11a	Test Freq. (MHz)	5745
Polarization	Vertical		

Test By :Nai Xu Temperature:24 Humidity(%):65

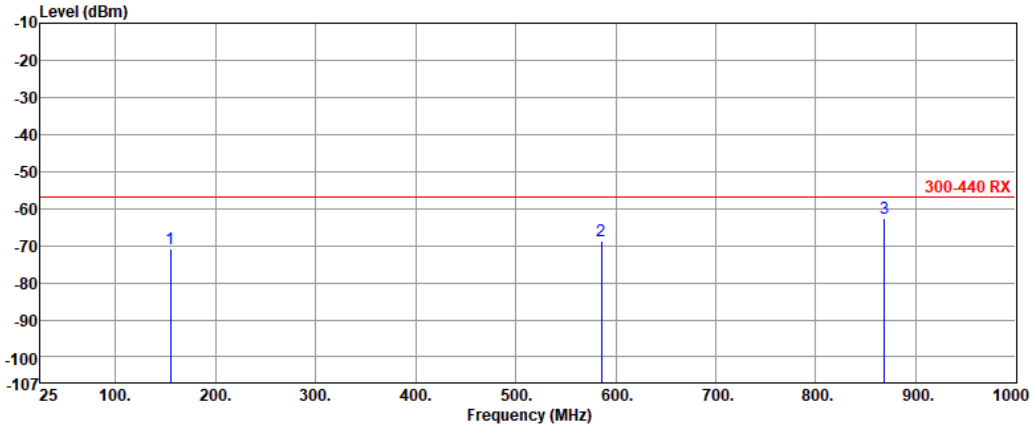

	Freq.	Measured value	Limit	Margin	Factor	Reading
	MHz	dBm	dBm	dB	dB	dBm
1	154.65	-70.91	-57.00	-13.91	0.54	-71.45
2	585.84	-68.61	-57.00	-11.61	5.61	-74.22
3	868.84	-62.78	-57.00	-5.78	10.64	-73.42

Note 1: Measured Value (dBm) = Reading (dBm) + Factor (dB)
Note 2: Margin (dB) = Measured Value (dBm) – Limit (dBm)

Modulation	11a	Test Freq. (MHz)	5785
Polarization	Horizontal		

Test By :Nai Xu Temperature:24 Humidity(%):65

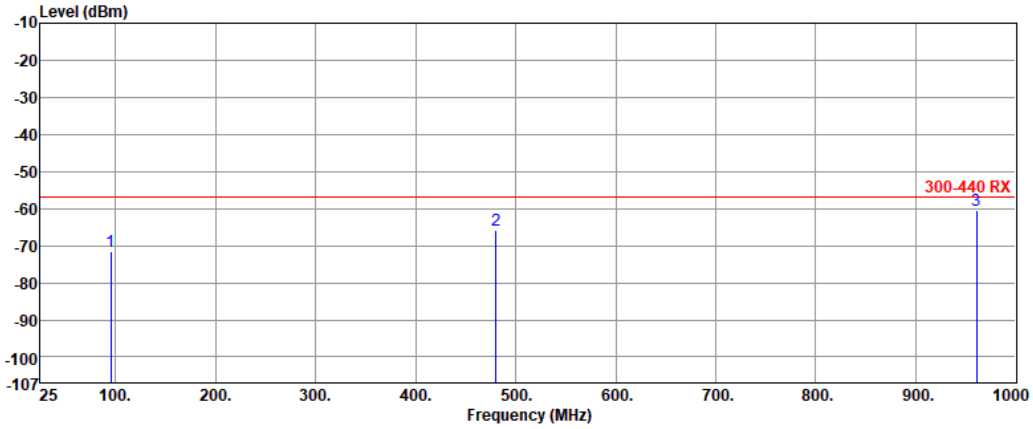

	Freq.	Measured value	Limit	Margin	Factor	Reading
	MHz	dBm	dBm	dB	dB	dBm
1	95.51	-71.71	-57.00	-14.71	-5.88	-65.83
2	480.64	-65.71	-57.00	-8.71	3.65	-69.36
3	960.84	-60.41	-57.00	-3.41	11.79	-72.20

Note 1: Measured Value (dBm) = Reading (dBm) + Factor (dB)
Note 2: Margin (dB) = Measured Value (dBm) – Limit (dBm)

Modulation	11a	Test Freq. (MHz)	5785
Polarization	Vertical		

Test By :Nai Xu Temperature:24 Humidity(%):65

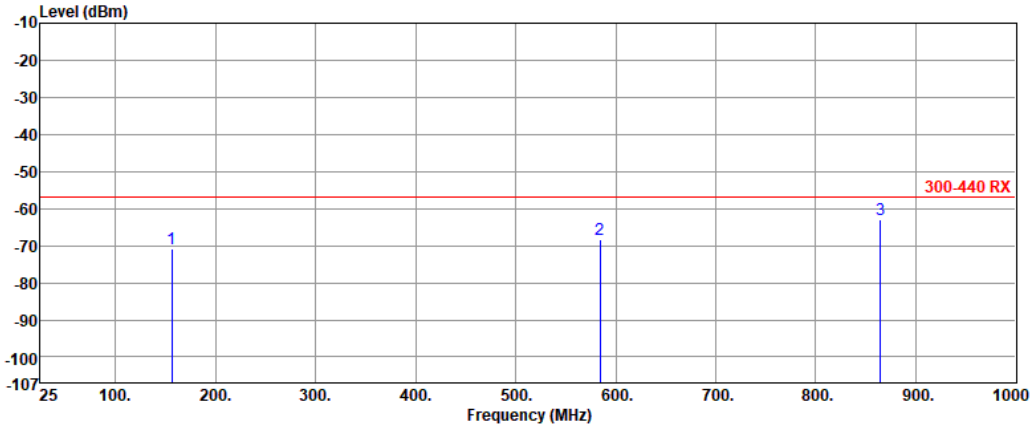

	Freq.	Measured value	Limit	Margin	Factor	Reading
	MHz	dBm	dBm	dB	dB	dBm
1	156.18	-70.87	-57.00	-13.87	0.30	-71.17
2	584.74	-68.23	-57.00	-11.23	5.56	-73.79
3	864.86	-62.91	-57.00	-5.91	10.69	-73.60

Note 1: Measured Value (dBm) = Reading (dBm) + Factor (dB)
Note 2: Margin (dB) = Measured Value (dBm) – Limit (dBm)

Modulation	11a	Test Freq. (MHz)	5825
Polarization	Horizontal		

Test By :Nai Xu Temperature:24 Humidity(%):65

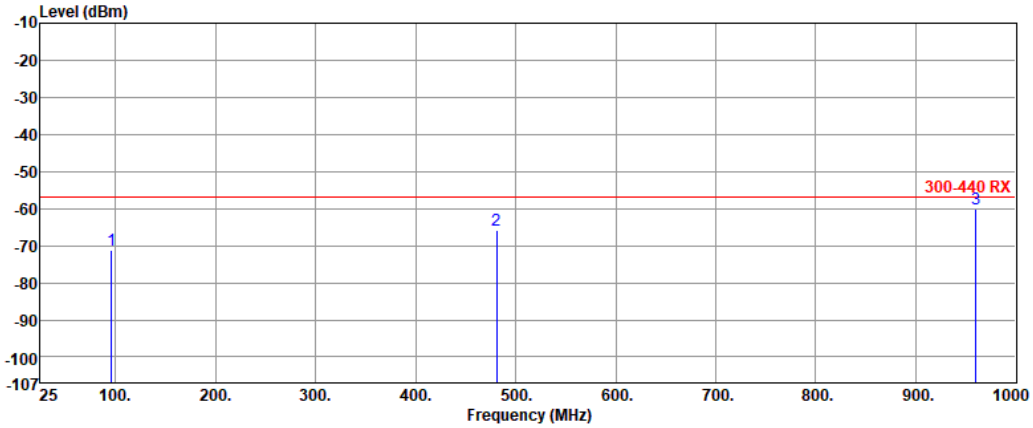

	Freq.	Measured value	Limit	Margin	Factor	Reading
	MHz	dBm	dBm	dB	dB	dBm
1	96.07	-71.23	-57.00	-14.23	-5.83	-65.40
2	480.81	-65.91	-57.00	-8.91	3.64	-69.55
3	960.12	-60.21	-57.00	-3.21	11.79	-72.00

Note 1: Measured Value (dBm) = Reading (dBm) + Factor (dB)
Note 2: Margin (dB) = Measured Value (dBm) – Limit (dBm)

Modulation	11a	Test Freq. (MHz)	5825
Polarization	Vertical		

Test By :Nai Xu Temperature:24 Humidity(%):65

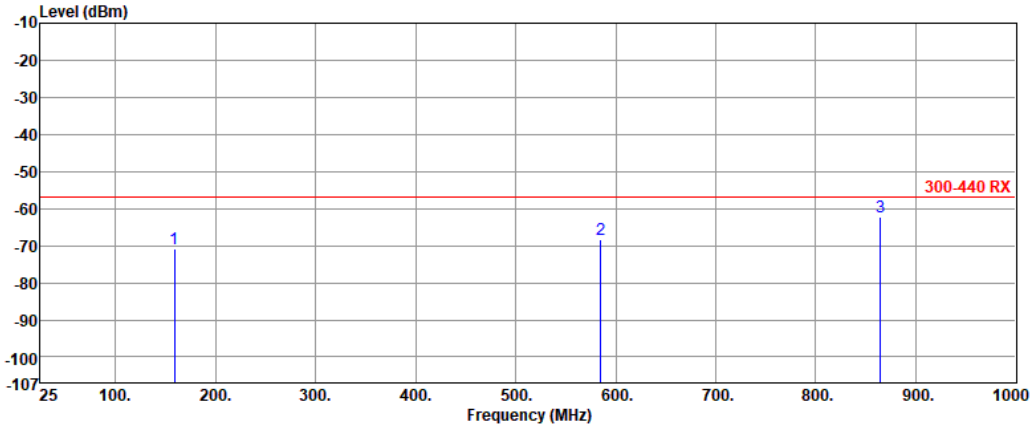

	Freq.	Measured value	Limit	Margin	Factor	Reading
	MHz	dBm	dBm	dB	dB	dBm
1	158.81	-70.91	-57.00	-13.91	-0.16	-70.75
2	584.91	-68.51	-57.00	-11.51	5.57	-74.08
3	864.84	-62.41	-57.00	-5.41	10.69	-73.10

Note 1: Measured Value (dBm) = Reading (dBm) + Factor (dB)
Note 2: Margin (dB) = Measured Value (dBm) – Limit (dBm)

Modulation	VHT20	Test Freq. (MHz)	5745
Polarization	Horizontal		

Test By :Nai Xu Temperature:24 Humidity(%):65

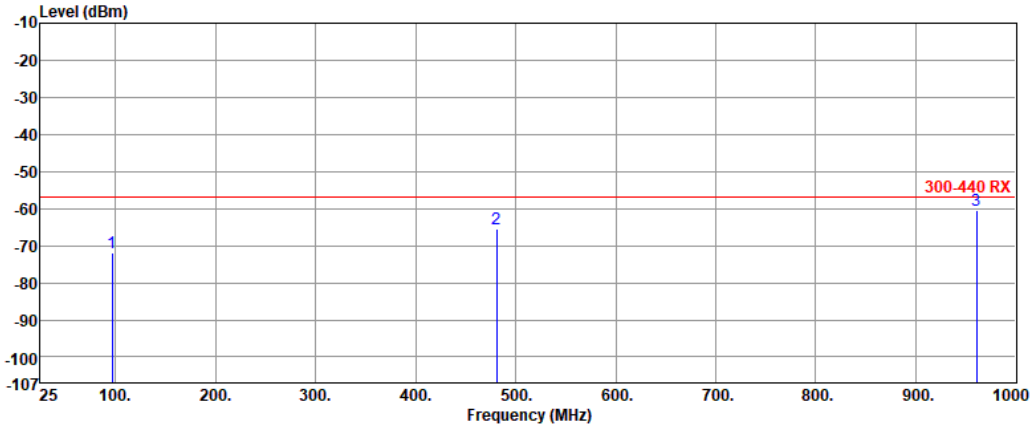

	Freq.	Measured value	Limit	Margin	Factor	Reading
	MHz	dBm	dBm	dB	dB	dBm
1	96.81	-71.90	-57.00	-14.90	-5.76	-66.14
2	480.86	-65.51	-57.00	-8.51	3.64	-69.15
3	960.84	-60.44	-57.00	-3.44	11.79	-72.23

Note 1: Measured Value (dBm) = Reading (dBm) + Factor (dB)
Note 2: Margin (dB) = Measured Value (dBm) – Limit (dBm)

Modulation	VHT20	Test Freq. (MHz)	5745
Polarization	Vertical		

Test By :Nai Xu Temperature:24 Humidity(%):65

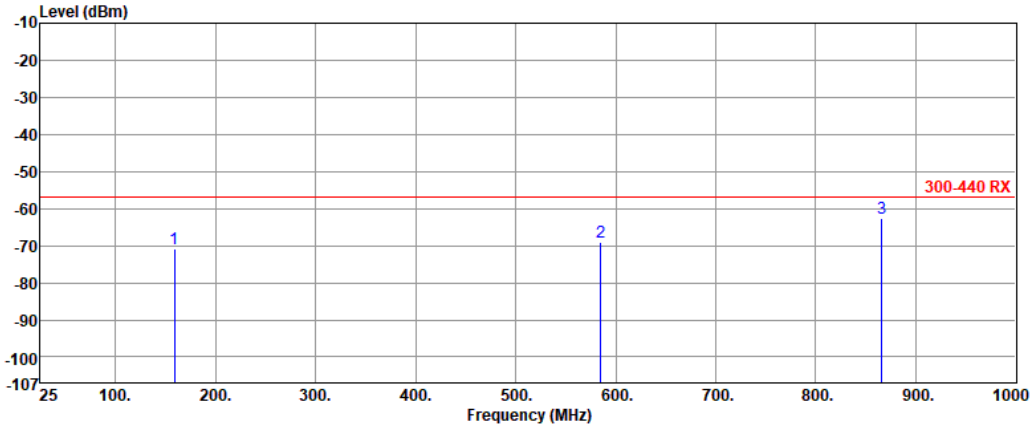

	Freq.	Measured value	Limit	Margin	Factor	Reading
	MHz	dBm	dBm	dB	dB	dBm
1	158.81	-70.85	-57.00	-13.85	-0.16	-70.69
2	584.84	-68.90	-57.00	-11.90	5.57	-74.47
3	865.91	-62.51	-57.00	-5.51	10.68	-73.19

Note 1: Measured Value (dBm) = Reading (dBm) + Factor (dB)
Note 2: Margin (dB) = Measured Value (dBm) – Limit (dBm)

Modulation	VHT20	Test Freq. (MHz)	5785
Polarization	Horizontal		

Test By :Nai Xu Temperature:24 Humidity(%):65

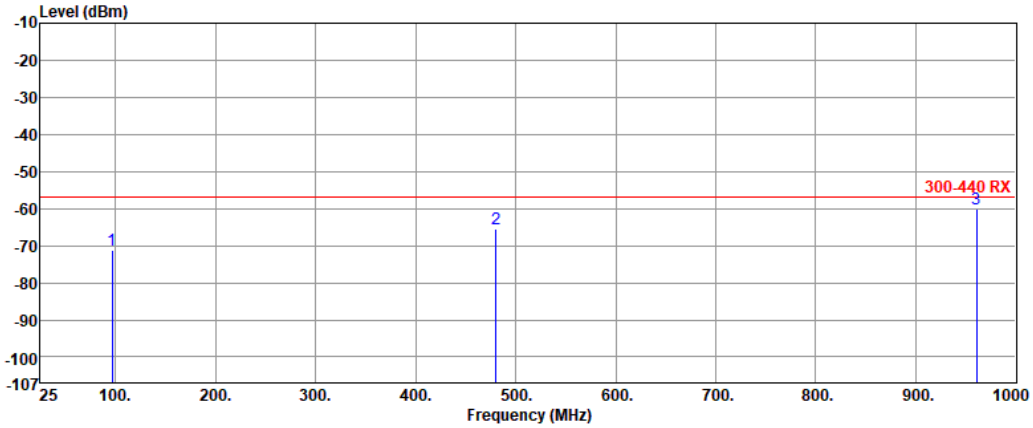

	Freq.	Measured value	Limit	Margin	Factor	Reading
	MHz	dBm	dBm	dB	dB	dBm
1	96.84	-71.12	-57.00	-14.12	-5.76	-65.36
2	480.47	-65.37	-57.00	-8.37	3.65	-69.02
3	960.84	-60.21	-57.00	-3.21	11.79	-72.00

Note 1: Measured Value (dBm) = Reading (dBm) + Factor (dB)
Note 2: Margin (dB) = Measured Value (dBm) – Limit (dBm)

Modulation	VHT20	Test Freq. (MHz)	5785
Polarization	Vertical		

Test By :Nai Xu Temperature:24 Humidity(%):65

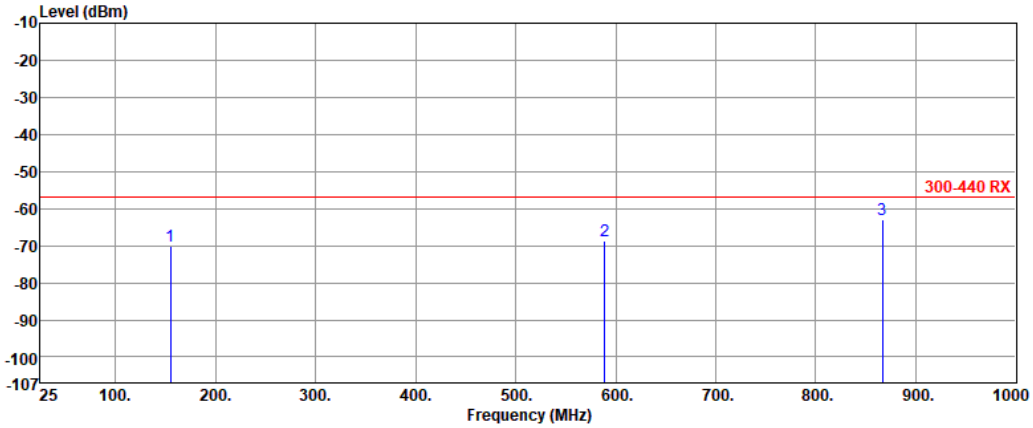

	Freq.	Measured value	Limit	Margin	Factor	Reading
	MHz	dBm	dBm	dB	dB	dBm
1	154.64	-70.30	-57.00	-13.30	0.54	-70.84
2	588.84	-68.73	-57.00	-11.73	5.79	-74.52
3	866.81	-62.90	-57.00	-5.90	10.67	-73.57

Note 1: Measured Value (dBm) = Reading (dBm) + Factor (dB)
Note 2: Margin (dB) = Measured Value (dBm) – Limit (dBm)

Modulation	VHT20	Test Freq. (MHz)	5825
Polarization	Horizontal		

Test By :Nai Xu Temperature:24 Humidity(%):65

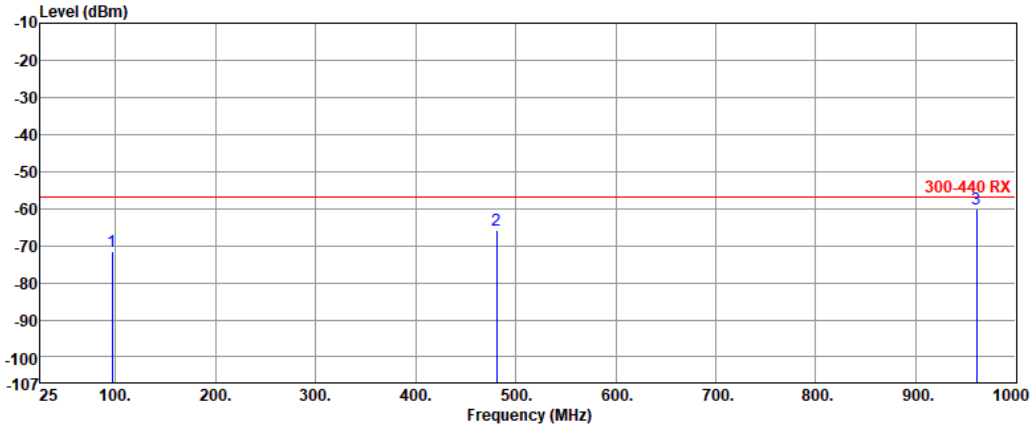

	Freq.	Measured value	Limit	Margin	Factor	Reading
	MHz	dBm	dBm	dB	dB	dBm
1	96.84	-71.51	-57.00	-14.51	-5.76	-65.75
2	480.84	-65.88	-57.00	-8.88	3.64	-69.52
3	960.84	-60.14	-57.00	-3.14	11.79	-71.93

Note 1: Measured Value (dBm) = Reading (dBm) + Factor (dB)
Note 2: Margin (dB) = Measured Value (dBm) – Limit (dBm)

Modulation	VHT20	Test Freq. (MHz)	5825
Polarization	Vertical		

Test By :Nai Xu Temperature:24 Humidity(%):65

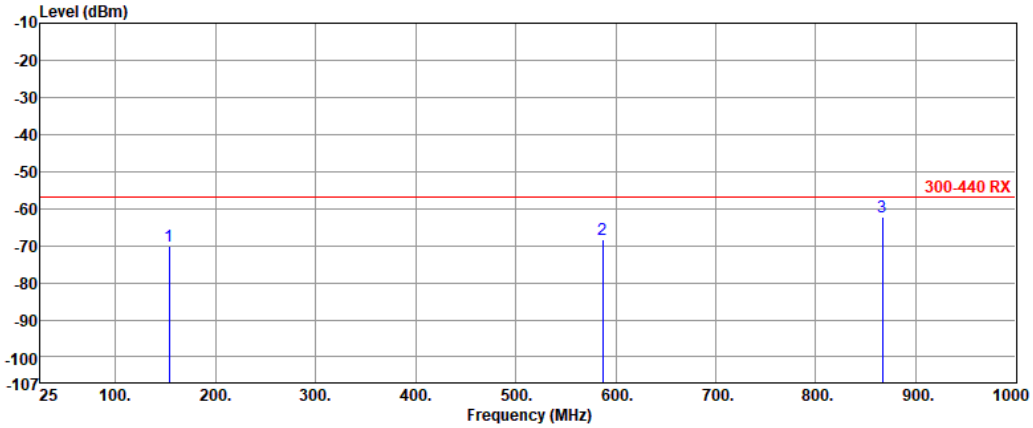

	Freq.	Measured value	Limit	Margin	Factor	Reading
	MHz	dBm	dBm	dB	dB	dBm
1	153.86	-70.21	-57.00	-13.21	0.59	-70.80
2	586.81	-68.40	-57.00	-11.40	5.67	-74.07
3	866.84	-62.28	-57.00	-5.28	10.67	-72.95

Note 1: Measured Value (dBm) = Reading (dBm) + Factor (dB)
Note 2: Margin (dB) = Measured Value (dBm) – Limit (dBm)

Modulation	VHT40	Test Freq. (MHz)	5755
Polarization	Horizontal		

Test By :Nai Xu Temperature:24 Humidity(%):65

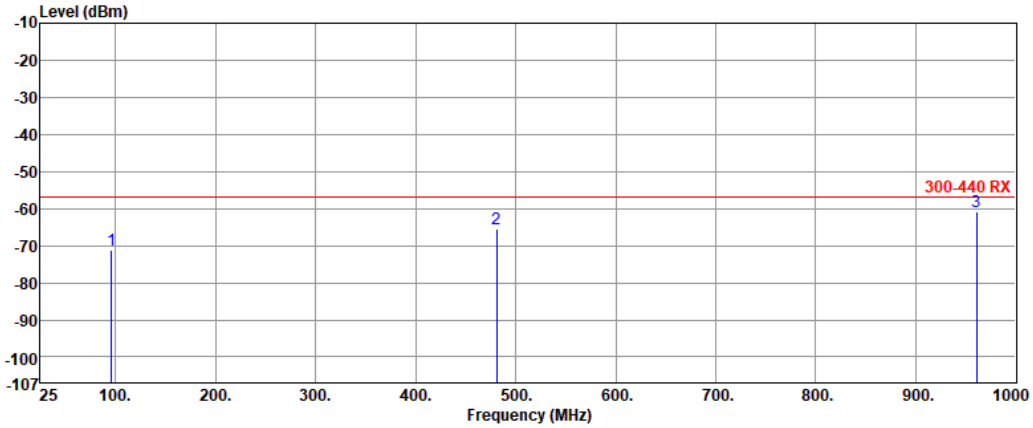

	Freq.	Measured value	Limit	Margin	Factor	Reading
	MHz	dBm	dBm	dB	dB	dBm
1	95.84	-71.26	-57.00	-14.26	-5.85	-65.41
2	480.84	-65.33	-57.00	-8.33	3.64	-68.97
3	960.81	-60.78	-57.00	-3.78	11.79	-72.57

Note 1: Measured Value (dBm) = Reading (dBm) + Factor (dB)
Note 2: Margin (dB) = Measured Value (dBm) – Limit (dBm)

Modulation	VHT40	Test Freq. (MHz)	5755
Polarization	Vertical		

Test By :Nai Xu Temperature:24 Humidity(%):65

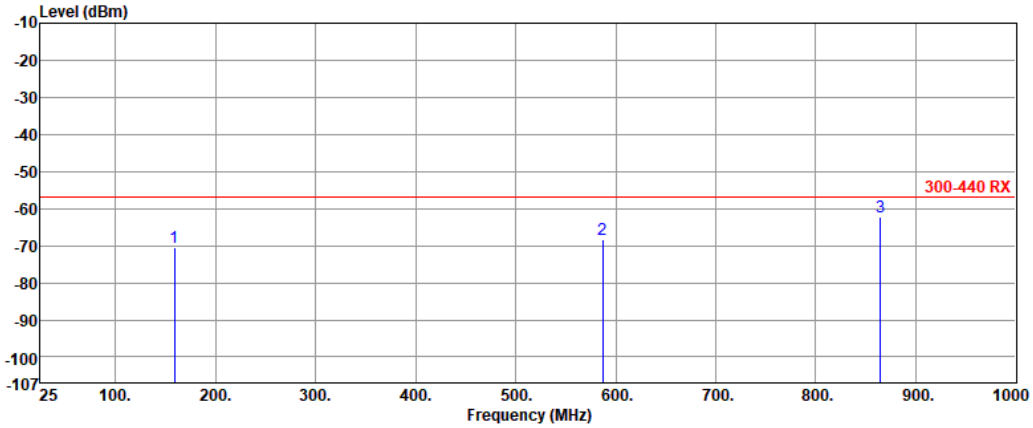

	Freq.	Measured value	Limit	Margin	Factor	Reading
	MHz	dBm	dBm	dB	dB	dBm
1	158.81	-70.54	-57.00	-13.54	-0.16	-70.38
2	586.81	-68.43	-57.00	-11.43	5.67	-74.10
3	864.84	-62.19	-57.00	-5.19	10.69	-72.88

Note 1: Measured Value (dBm) = Reading (dBm) + Factor (dB)
Note 2: Margin (dB) = Measured Value (dBm) – Limit (dBm)

Modulation	VHT40	Test Freq. (MHz)	5795
Polarization	Horizontal		

Test By :Nai Xu Temperature:24 Humidity(%):65

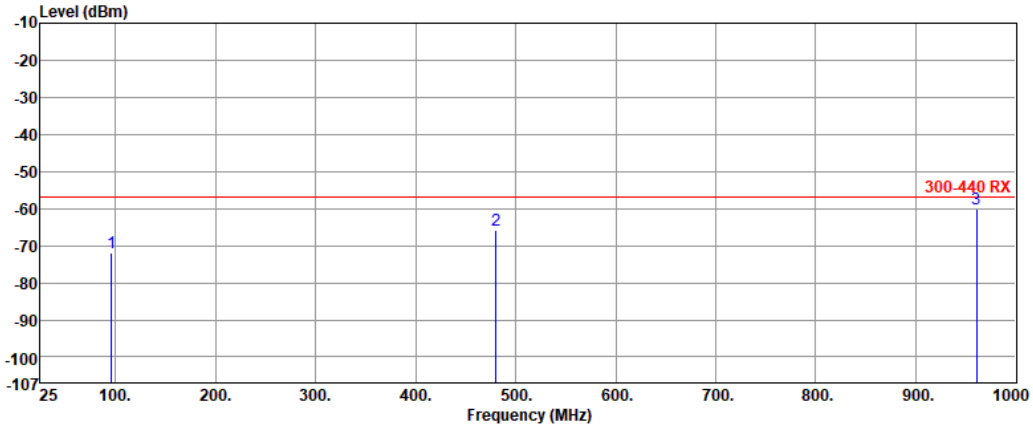

	Freq.	Measured value	Limit	Margin	Factor	Reading
	MHz	dBm	dBm	dB	dB	dBm
1	95.81	-71.77	-57.00	-14.77	-5.85	-65.92
2	480.64	-65.71	-57.00	-8.71	3.65	-69.36
3	960.86	-60.28	-57.00	-3.28	11.79	-72.07

Note 1: Measured Value (dBm) = Reading (dBm) + Factor (dB)
Note 2: Margin (dB) = Measured Value (dBm) – Limit (dBm)

Modulation	VHT40	Test Freq. (MHz)	5795
Polarization	Vertical		

Test By :Nai Xu Temperature:24 Humidity(%):65

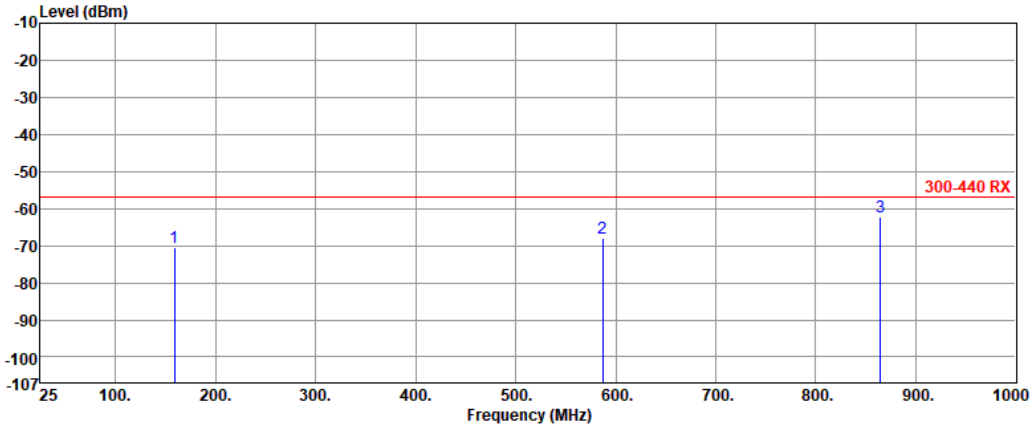

	Freq.	Measured value	Limit	Margin	Factor	Reading
	MHz	dBm	dBm	dB	dB	dBm
1	158.84	-70.61	-57.00	-13.61	-0.17	-70.44
2	586.84	-68.11	-57.00	-11.11	5.67	-73.78
3	864.84	-62.31	-57.00	-5.31	10.69	-73.00

Note 1: Measured Value (dBm) = Reading (dBm) + Factor (dB)
Note 2: Margin (dB) = Measured Value (dBm) – Limit (dBm)

Modulation	VHT80	Test Freq. (MHz)	5775
Polarization	Horizontal		

Test By :Nai Xu Temperature:24 Humidity(%):65

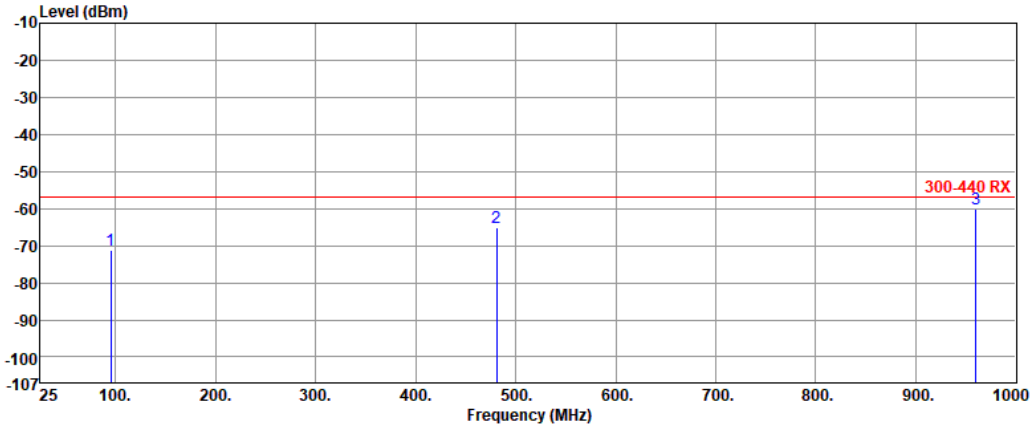

	Freq.	Measured value	Limit	Margin	Factor	Reading
	MHz	dBm	dBm	dB	dB	dBm
1	95.07	-71.30	-57.00	-14.30	-5.92	-65.38
2	480.84	-65.16	-57.00	-8.16	3.64	-68.80
3	960.12	-60.09	-57.00	-3.09	11.79	-71.88

Note 1: Measured Value (dBm) = Reading (dBm) + Factor (dB)
Note 2: Margin (dB) = Measured Value (dBm) – Limit (dBm)

Modulation	VHT80	Test Freq. (MHz)	5775
Polarization	Vertical		

Test By :Nai Xu Temperature:24 Humidity(%):65

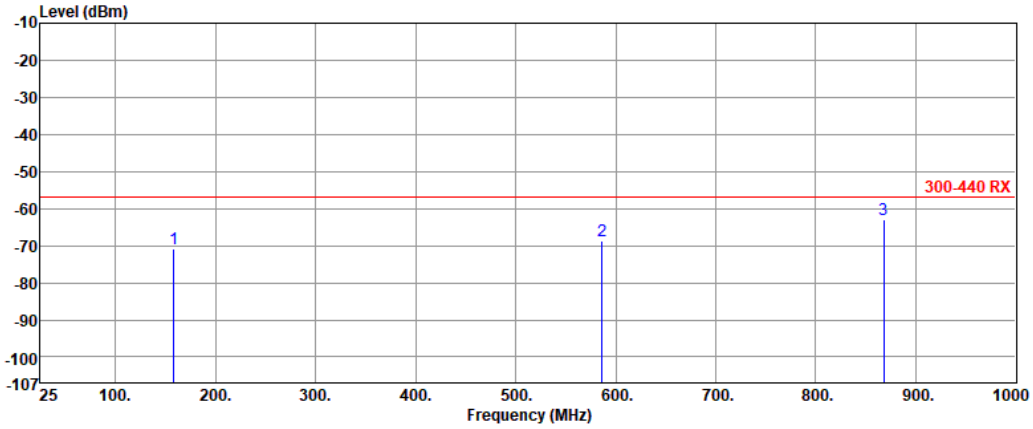

	Freq.	Measured value	Limit	Margin	Factor	Reading
	MHz	dBm	dBm	dB	dB	dBm
1	158.09	-70.88	-57.00	-13.88	-0.03	-70.85
2	586.61	-68.66	-57.00	-11.66	5.66	-74.32
3	868.07	-62.91	-57.00	-5.91	10.65	-73.56

Note 1: Measured Value (dBm) = Reading (dBm) + Factor (dB)
Note 2: Margin (dB) = Measured Value (dBm) – Limit (dBm)

4.2 Adjacent Channel Selectivity

4.2.1 Limit of Adjacent Channel Selectivity

Receiver category	Limit
1	-30 dBm + k
2	No limit
3	No limit

The correction factor, k, is as follows:

$$k = -20\log f - 10\log BW$$

Where:
- f is the frequency in GHz;
- BW is the channel bandwidth in MHz.

The factor k is limited within the following:
- $0 < k < 40$ dB.

4.2.2 Test Procedures

Reference to clause 4.3.3.3 of ETSI EN 300 440 V2.1.1 (2017-03).

4.2.3 Test Setup

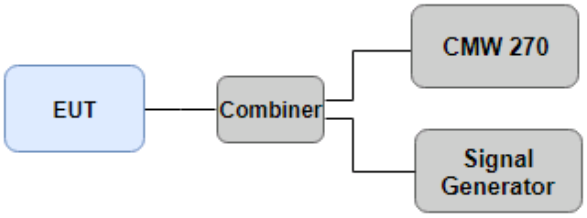

4.2.4 Test Result of Adjacent Channel Selectivity

Ambient Condition	22.5°C / 64%	Tested By	Jack Li

11a / 5745 MHz

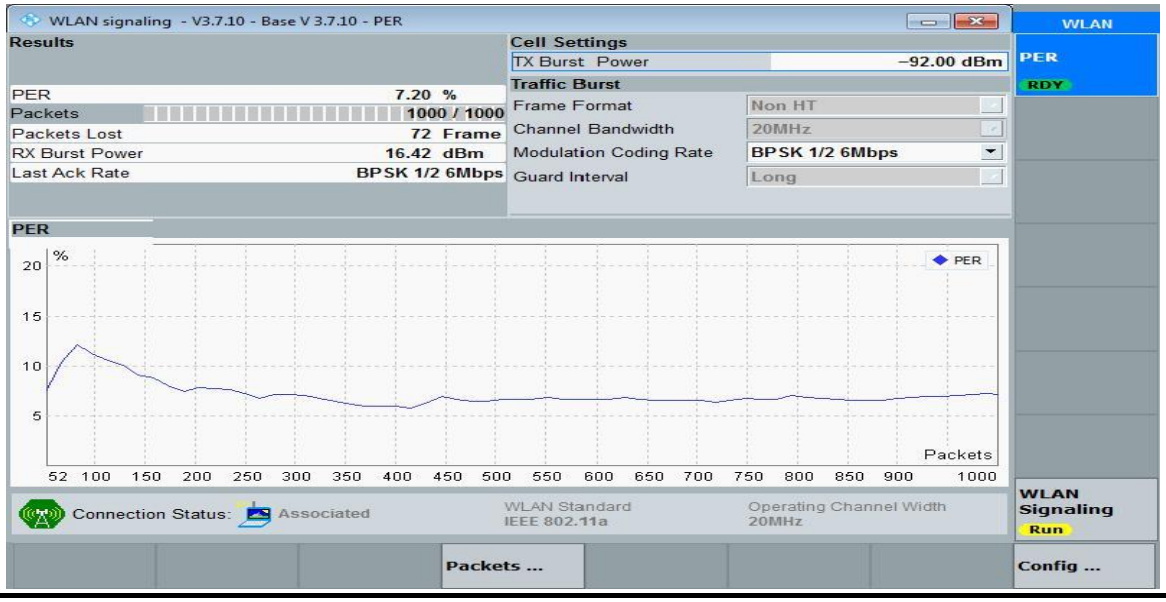

Receiver Category	1			
Signal Generator (MHz)	**Communication Device (dBm)**	**Signal Generator (dBm)**	**Limit (dBm)**	**Test Result**
5765.00	-89.00	-34.50	-58.17	Pass

11a / 5825 MHz

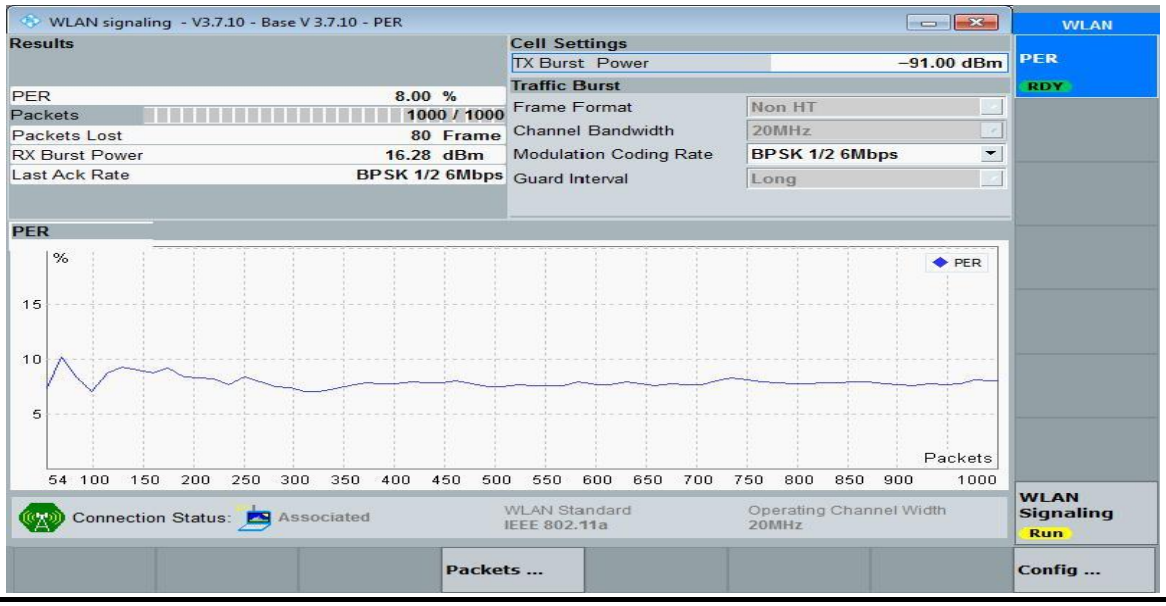

Receiver Category	1			
Signal Generator (MHz)	**Communication Device (dBm)**	**Signal Generator (dBm)**	**Limit (dBm)**	**Test Result**
5805	-88.00	-31.50	-58.39	Pass

4.3 Receiver Blocking

4.3.1 Limit of Receiver Blocking

Receiver category	Limit
1	-30 dBm + k
2	-45 dBm + k
3	No limit

The correction factor, k, is as follows:

$$k = -20\log f - 10\log BW$$

Where:
- f is the frequency in GHz;
- BW is the channel bandwidth in MHz.

The factor k is limited within the following:
- $0 < k < 40$ dB.

4.3.2 Test Procedures

Reference to clause 4.3.4.3 of ETSI EN 300 440 V2.1.1 (2017-03).

4.3.3 Test Setup

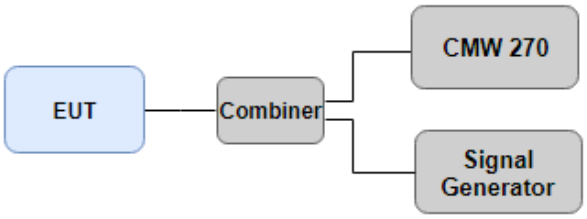

4.3.4 Test Result of Receiver Blocking

Ambient Condition	25°C / 65%	Tested By	Ryan Lee

11a / 5745 MHz

Without Interference Signal Sensitivity Level

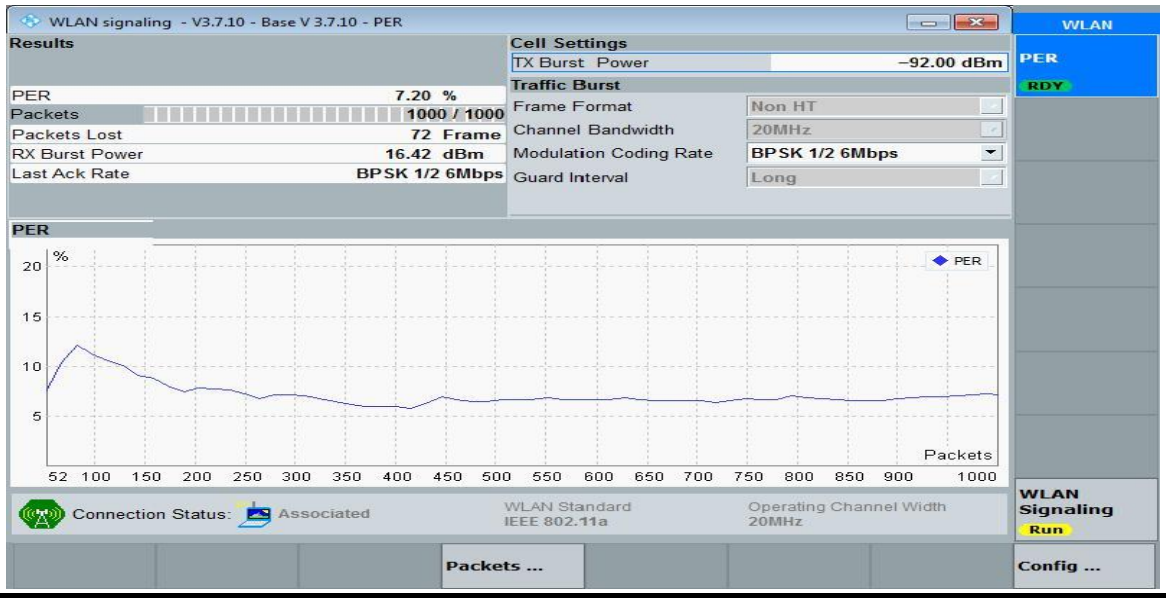

Receiver Category	1			
Signal Generator (MHz)	**Communication Device (dBm)**	**Signal Generator (dBm)**	**Limit (dBm)**	**Test Result**
4725	-89.00	-15.50	-58.17	Pass
5345	-89.00	-21.50	-58.17	Pass
5545	-89.00	-21.50	-58.17	Pass

11a / 5825 MHz

Without Interference Signal Sensitivity Level

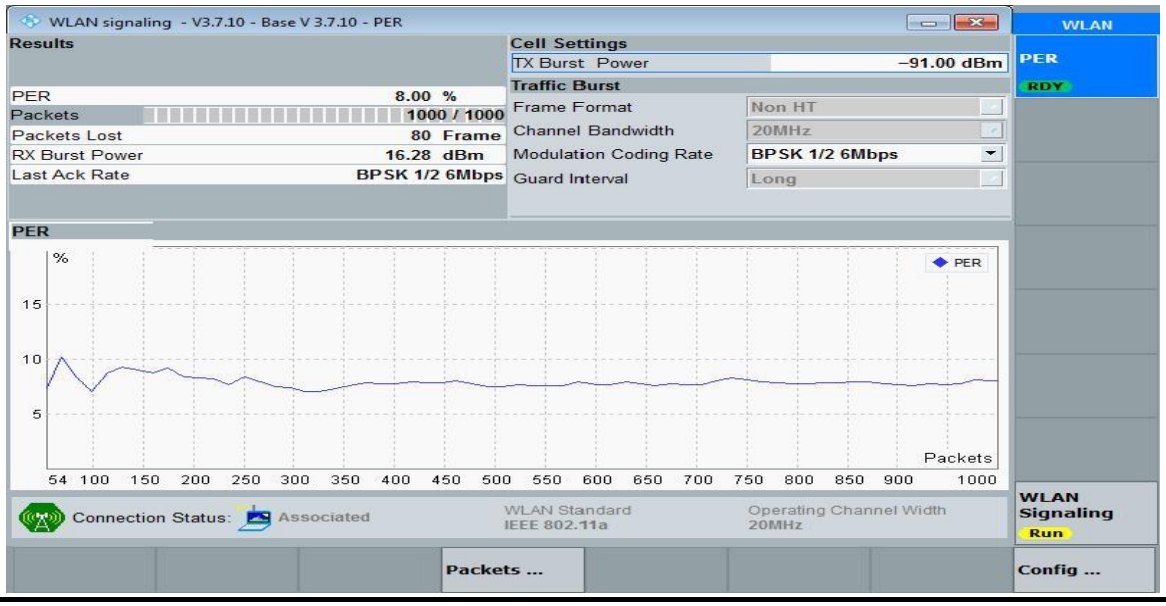

Receiver Category	1			
Signal Generator (MHz)	**Communication Device (dBm)**	**Signal Generator (dBm)**	**Limit (dBm)**	**Test Result**
6075	-88.00	-26.50	-58.39	Pass
6275	-88.00	-26.50	-58.39	Pass
6875	-88.00	-17.50	-58.39	Pass

5 Photographs of the Test Configuration

Conducted Spurious Emission Test (Part Number: 453-00046)



Conducted Spurious Emission Test (Part Number: 453-00048)



Spurious Emission Test (Part Number: 453-00046)





Spurious Emission Test (Part Number: 453-00048)



Spurious Emission Test (Part Number: 453-00049)





Receiver Blocking Test (Part Number: 453-00046)



6 Test laboratory information

Established in 2012, ICC provides foremost EMC & RF Testing and advisory consultation services by our skilled engineers and technicians. Our services employ a wide variety of advanced edge test equipment and one of the widest certification extents in the business.

International Certification Corporation (EMC and Wireless Communication Laboratory), it is our definitive objective is to institute long term, trust-based associations with our clients. The expectation we set up with our clients is based on outstanding service, practical expertise and devotion to a certified value structure. Our passion is to grant our clients with best EMC / RF services by oriented knowledgeable and accommodating staff.

Our Test sites are located at Linkou District and Kwei Shan District. Location map can be found on our website http://www.icertifi.com.tw.

Linkou

Tel: 886-2-2601-1640

No.30-2, Ding Fwu Tsuen, Lin Kou District, New Taipei City, Taiwan (R.O.C.)

Kwei Shan

Tel: 886-3-271-8666

No.3-1, Lane 6, Wen San 3rd St., Kwei Shan Dist., Tao Yuan City 33381, Taiwan (R.O.C.)

No.2-1, Lane 6, Wen San 3rd St., Kwei Shan Dist., Tao Yuan City 33381, Taiwan (R.O.C.)

Kwei Shan Site II

Tel: 886-3-271-8640

No.14-1, Lane 19, Wen San 3rd St., Kwei Shan Dist., Tao Yuan City 33381, Taiwan (R.O.C.)

If you have any suggestion, please feel free to contact us as below information.

Tel: 886-3-271-8666
Fax: 886-3-318-0345
Email: ICC_Service@icertifi.com.tw

═END═